



2020 PRICE LIST

The Industry's
Most Complete
Refrigeration
Source.

Prices Effective
January 1, 2020



THE TRUE MISSION

For over 70 years TRUE has remained steadfast in our mission “To provide a wide range of American-made commercial refrigeration products that exceed industry quality standards at competitive prices.”

Throughout the years, TRUE has maintained a business strategy focused on innovation and capital investment in updated facilities and state-of-the-art technologies. TRUE purchases only the best materials based on the application for our products without compromise for price. As a result, our products are known for their outstanding longevity, dependability and value.

As a privately owned business, TRUE has the unique ability to adjust swiftly and decisively to market trends, employ new strategies for meeting our customers’ needs, and address the increasing demands for social responsibility in the manufacturing process. TRUE has expounded upon an expansive program, implemented in the mid 1990s, to reduce our carbon footprint and minimize the environmental impact of our products and operations.

At TRUE, we are not only interested in a leadership role in the commercial refrigeration industry, but also as a leader and model in efficient, responsible manufacturing worldwide.

The TRUE Refrigeration® Logo is a registered trademark of TRUE Manufacturing.

1940's
1950's



1960's
1970's



1980's
1990's

true
REFRIGERATION



ST. LOUIS, MO THE BEGINNING

1945



LENOX AVE. HOUSE, 1945

1953



FRANK AND BOB TRULASKE AT
OVERLAND PLANT, 1953

1957



THE FIRST GDM®, 1957


THE FOUNDERS



ROBERT
TRULASKE



FRANK
TRULASKE



ART
TRULASKE

1945 In 1945, Bob Trulaske along with his father Frank, and later his brother Art, collaborate to develop a refrigeration company in their Lenox Avenue house in St. Louis, Missouri.

1946 Bob, Frank and Art manufacture their first product and the first of its kind, a 40 cu. ft. upright freezer. Meat rations may have contributed to the popularity of the freezer for those who needed to preserve sides of beef acquired from the country.



1947 In 1947, Bob, Frank and Art begin manufacturing Wrapped Rail Roll Top Bottle Coolers for beer and beverages in a multi-story warehouse on Pine Street in downtown St. Louis, Missouri.

1948 7UP® approves TRUE Roll Top Bottle Coolers.

1950 TRUE develops blower coil evaporator technology and Slant Lid Bottle Coolers. Royal Crown Cola® Company approves TRUE equipment.

1953 TRUE moves into a facility in Overland, Missouri.
Beginning Sq. Ft., 1953 = 20,000.
Closing Sq. Ft., 2009 = 62,000.

1954 International sales begin when coolers are sold in the Caribbean and Central America.





1957 Pepsi-Cola® Company approves TRUE equipment.

TRUE introduces the first of its Glass Door Merchandisers, ground-breaking for their state-of-the-art fan motor technology and revolutionary "triple-pane" glass design.



TRUE'S 1958

Roll Top Cooler



true

1961 The first version of the TRUE logo as it appears today was created.

1966



FLAT TOP BOTTLE COOLERS

1966 TRUE introduces Flat Top Bottle Coolers, which are still being manufactured today.

Coca-Cola® Company approves TRUE equipment.

1970 Bob Trulaske writes the company slogan.

TRUE, BEST OF THE COLD ONES

1971 Bob Trulaske's son Robert J. Trulaske Jr. joins the company.

1972 TRUE begins sales within the foodservice industry.

1972 TRUE builds new headquarters in O'Fallon, Missouri. **Beginning Sq. Ft. = 90,000**



TRUE ADS '60S AND '70S

*Modern coolers
for a Modern age*

1982



TRADITIONAL
REACH-INS

1982



GLASS END
MERCHANDISERS

1986



UNDERCOUNTERS, WORKTOPS
& GLASS CHILLERS

1988



SANDWICH/SALAD
FOOD PREP TABLES

1991



TS SERIES-ALL
STAINLESS STEEL

1982 Bob Trulaske's son Steven L. Trulaske Sr. joins the company.

1988 TRUE unveils new Sandwich/Salad Food Prep Tables that utilize revolutionary patented airflow and hood design.

1988



SANDWICH/SALAD FOOD
PREP UNITS

1992 Ground is broken for a production facility in Mexico, Missouri.
Beginning sq. ft. = 100,000.
Sq. ft. to date = 400,000.

1994 TRUE builds a production facility in Pacific, Missouri.
Beginning sq. ft. = 206,400.
Sq. ft. to date = 406,650.

1997 TRUE launches its first website www.truemfg.com

1998 The purchase of 638,000 sq. ft. of office/warehouse space in 1998 is the largest addition to date and included T-10, a 200,000 sq. ft. building that would become TRUE's headquarters in O'Fallon, Missouri.

1999 Continued growth in the international sales market leads TRUE to open a facility in England. **Beginning sq. ft. = 100,000**



FIRST PRICE LIST
TO INCLUDE EVERY
TRUE MODEL, 1991



2000's
2010's



2000's
2010's

TRUE[®]
REFRIGERATION

AWARDS



2005



TRUE'S HEADQUARTERS, T-10
O'FALLON, MISSOURI

2007



THE UNIVERSITY OF MISSOURI
ROBERT J. TRULASKE, SR
COLLEGE OF BUSINESS

2000 As part of the Spec Series[®] line TRUE launches both the all stainless TR Series, a new product line designed specifically for the institutional foodservice marketplace, and the TA/TG Series.

2002 The first Energy Star[®] (version 1.0) for Commercial Refrigerators and Freezers went into effect on September 1, 2001. TRUE had four models qualified on January 30, 2002.

2004 TRUE introduces new technology to its manufacturing processes such as Waterjets, multibend center and robotic arms. TRUE opens a facility in Bowling Green, Missouri.
Beginning sq. ft. = 100,000.
Sq. ft. to date = 400,000.

2005 TRUE moves into the newly renovated office space known as T-10 in O'Fallon, Missouri.
Beginning sq. ft. = 728,000.
Sq. ft. to date = 1,863,819.

2007 The University of Missouri (Columbia, MO), renames their College of Business in honor of Robert J. Trulaske Sr.

2007 TRUE begins testing for Hydrocarbon (HC) units.

2008 TRUE Residential[®] is officially introduced as the TRUE Professional Series[®].

2010 TRUE embarks on a widespread collaboration to identify and eliminate waste throughout its manufacturing process.

2010 The first hydrocarbon units produced by TRUE in the US were the GDM-19T(-HC) CE in March 2010. These units were not for the US market, but in 230V/50 Hz for Europe.

2012 The first 115V hydrocarbon units produced by TRUE in the US in April 2012 were the GDM-10-HC-LD.

A CELEBRATION OF LIFE



1918-2004
ROBERT J. TRULASKE SR.



1949-2008
ROBERT J. TRULASKE JR.

over 70 years
TRUE[®]

TRUE CELEBRATES
OVER 70 YEARS OF CONTINUED
SUCCESS WORLDWIDE
UK | GERMANY | EUROPE
AUSTRALIA | CANADA
MEXICO | CHILE | PERU

TRUE'S GLOBAL PRESENCE
CONTINUES TO GROW WITH
OPERATIONS SPANNING
4 CONTINENTS AND SHIPMENTS
TO OVER 110 COUNTRIES ON
AN ANNUAL BASIS.

2010



GDM-19T-HC

TRUE's First
Hydrocarbon
Models

2012



GDM-10-HC-LD

2016



TRUE DISPLAY
MERCHANDISER

2017

TRUE
LEADS
the WAY!

2018



T-19, TRUE'S CENTRALIZED
DISTRIBUTION CENTER

2015 TRUE continues research and development, and production reaches over 20,000 hydrocarbon units.

2016 TRUE introduces its new generation of curved glass display cases, the TRUE Display Merchandiser (TDM), and its new and improved TRUE Milk Cooler (TMC).

TRUE Europe opens its new spare parts facility to support customers throughout the EU.

TRUE incorporates a state-of-the-art powder coating facility into its operations, giving customers the option of custom colors and finishes.

2017 TRUE's Residential offering expands with the introduction of the 30 inch column refrigerators and freezers, including the 30 inch dual zone wine column.

Early Compliance! – March 27, 2017
TRUE's HC units already comply with DOE energy efficiency standards set to take effect March 2017.

2018 TRUE continues to grow with the addition of T-19, a 200,00 square foot centralized distribution center.

TRUE's product offering grows even larger with the introduction of FLM and TVM glass door merchandisers. TGM's, TRUE's fixed curved glass display cases, hit the market to complement existing TDM curved glass display cases.

2019 TRUE introduces its ~SPEC3 option for Undercounters, Worktops, & Prep Tables. TRUE releases its new and improved angled top pizza prep table, the TPP-AT.

TRUE releases the redesigned back bar line, the TBR's and TDR's.

2019

natural
refrigerant.

TRUE's use of HC systems provides the most reliable, energy-efficient commercial refrigeration the world has ever known.

With over 1 Million TRUE Hydrocarbon Products throughout the World, our impact is equal to:



Removing
450,000
cars from the road.



Preserving
2,480,000
acres of U.S. forests.



Providing
320,000
homes with electricity.

2016

TRUE is recognized by Atmosphere America as the "Innovator of the Year."

2016

TRUE is awarded 42 "Emerging Technology" awards for innovative refrigeration by ENERGY STAR[®].

BEST
IN 17^{CONSECUTIVE}
CLASS
YEARS
2001-2017

2017

TRUE is awarded "Best in Class" for 17th consecutive year as voted on by Dealers, Operators and Consultants.



2018 | 2019

For two consecutive years, TRUE earns the ENERGY STAR[®] Award for "Excellence in Product Design."

2019

TRUE Refrigeration Canada is awarded ENERGY STAR[®] Canada's "Manufacturer of the Year for Commercial Products."





COMMITTED TO SUSTAINABILITY

TRUE is meeting and exceeding CEC and DOE energy standards without sacrificing quality through the methods below:



Emphasizing green innovation

like our Reverse Condenser Fan Motor which reverses during defrost off cycles to help keep condenser coils free from dirt, dust and debris. Keeping coils clean optimizes the units performance, providing colder holding temperatures and increased energy efficiency.



TRUE continues its commitment

to sustainability with the use of foamed in place, CFC free, polyurethane, high-density insulation that provides unparalleled strength and rigidity. An increase to an already industry-exceeding insulation factor, with zero ozone depletion potential (ODP) and zero global warming potential (GWP).



TRUE equipment meets RoHS

compliance. RoHS stands for "Restriction of the use of certain Hazardous Substances" in electrical and electronic equipment. We reduced the use of major hazardous substances in the production of TRUE products, such as lead, mercury and cadmium by 99%.

Over 70 years of commercial refrigeration focus have enabled TRUE to become experts in the design and development of our systems. While energy efficiency has always been part of our design process, we continue to utilize new technologies to improve our systems to be the most efficient in the industry, without sacrificing the performance that ultimately provides food safety for our customers throughout the World.

TRUE'S GREEN PROMISE

At TRUE, we are continually searching out environmentally friendly components and processes that will reduce our carbon footprint. This process encapsulates both our approach to manufacturing as well as our approach to the performance of our equipment.



Production Processes

Just a few of the improvements TRUE has made in our production processes...

- Closed loop water systems (conserves water)
- Powder Coating (reduces VOC's)
- Printing with UV inks (eliminates solvents)
- Material recycling
- Rainwater harvesting
- Low GWP refrigerant

2019 compared to 2000, TRUE has...

- Reduced TRI (Toxic Release Inventory) reported chemical releases by 99.9%.
- Reduced the release of CO₂ by over 500,000 metric tons – the equivalent of removing 106,157 cars off the road last year.
- Reduced natural gas consumption by 40% per square foot.
- Recycled 100% of scrap metal.
- Introduced a new hydrocarbon refrigerant, R290, which greatly reduces our products' environmental impact. The GWP of our products have decreased by over 99%.



TRUE is an original ENERGY STAR® partner for commercial refrigeration

Harnessing the Power of the Sun

We have partnered with Missouri's Brighttergy, who has designed and installed solar power systems on 23 TRUE building locations. TRUE has produced 700,000 Kilowatt hours of energy annually. This has resulted in a reduction of our carbon emissions by 495 tons each year. Our 23 solar arrays, consisting of a total of 2,070 total solar panels, are seamlessly integrated into the Ameren Missouri power grid.

Environmental Savings

- Equal to planting 583 acres of U.S. Forest each year.
- Enough clean energy to power 59 U.S. homes each year.
- Equivalent to recycling 173 tons of waste each year.
- Same as taking 105 cars off the road each year.



TRUE's Facilities and People

Energy Conservation

- Replaced rooftop air conditioners with more efficient Economizer units. The units use fresh air virtually "free" for cooling during the fall, winter and early spring.
- Solar-powered water heating for office kitchenettes and bathrooms.
- Reduced office lighting load by 50%.

Sustainable Alternatives

- Installed automated water faucets and hand dryers to regulate water usage and reduce paper towel waste.
- Cafeteria switched from Styrofoam plates and bowls to environmentally-friendly paper products.
- Implemented the Box-on-Demand machine for all part shipments. This machine custom makes boxes to the shape and size of each part sent out, thereby reducing the amount of cardboard used for these shipments. Additionally, any scrap produced by this machine is shredded and re-used as packaging material, reducing our reliance on Styrofoam.

Recycling Program

- Paper, plastic bottles, aluminum cans, cardboard, clear plastic, mixed metals.
- Cumulative savings of 13,090 tons of material out of landfills since January 2008 – the equivalent of removing the annual CO₂ emissions of 4,051 homes.

CEC: California Energy Commission • DOE: US Department of Energy

TRUE | YOUR ENERGY EFFICIENT FUTURE...NATURALLY.®



WHAT IS HYDROCARBON REFRIGERANT?

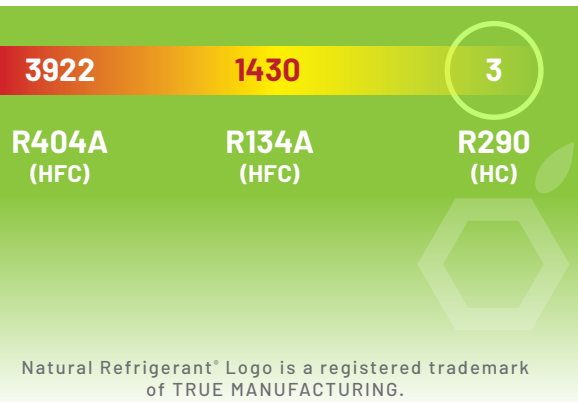
Hydrocarbon (HC) refrigerants are natural, nontoxic refrigerants that have no ozone depleting properties and low global warming potential. Hydrocarbons are one of the most climate-friendly and cost-effective refrigerants to cool and freeze.

R290 (HC) refrigerant is highly refined propane that is a safe, environmentally friendly replacement for the hydrofluorocarbon (HFC) refrigerants R134a in refrigerator applications and R404a in freezer applications.

Why is Hydrocarbon Refrigerant Better?

- Current HFC Refrigerants (R134a and R404a) have extremely high Global Warming Potential (GWP) that is harmful to the environment. GWP is the relative measure of how much heat a greenhouse gas traps in the atmosphere. The lower the GWP the better a substance is for the environment. By comparison, R290 Hydrocarbon has a very minimal GWP.
- R290's thermodynamic properties are superior to both R134a and R404a. R290's heat capacitance is approximately 90% greater than R134a and 140% greater than R404a with lower viscosity. This means that the R290 can absorb more heat, faster, resulting in quicker temperature recovery and lower energy consumption.

Global Warming Potential of Refrigerants



The World is Changing

With growing concerns about climate change and the atmosphere taking on more and more hazardous emissions, industries are looking to alternative refrigerants as part of the solution. Hydrocarbon refrigerant is the next step towards better refrigeration and environmental responsibility.

Market Demand is Changing

- Over 2 billion HC refrigerators and freezers are used in homes worldwide.
- 20+ years of HC adoption in Europe with over 4 million commercial units in use.
- More and more companies are choosing HC in the U.S. and around the world as they look to meet corporate sustainability objectives.

Regulations are Changing

- In 2011 the EPA approved R290 refrigerants for use in commercial applications in the United States.
- The UL 471 and ANSI/AHRAE 15-2013/34-2013 have established standards for the design and use of R290 self-contained refrigeration units in commercial buildings in the United States.
- The Department of Energy (DOE) issued new mandatory energy usage regulations which began on March 27, 2017. These regulations call for a 40-60% reduction in energy consumption from past DOE regulations. Manufacturers must comply with these regulations in order to legally sell their equipment in the United States.
- California has already banned the use of R134a and R404a in new equipment starting January 2020.

SAVINGS WITH R290

Compared to the HFC equivalent model.

Max. Energy kWh/day

DOE '17	ES
5.29	3.71

TRUE's Unit

R134a (HFC)	R290 (HC)
4.80	3.60



GDM-49-HC~TSL01

25% REDUCTION IN ENERGY USAGE
\$43.80 ANNUAL COST SAVINGS*

Max. Energy kWh/day

DOE '17	ES
3.56	2.82

TRUE's Unit

R134a (HFC)	R290 (HC)
3.09	2.75



T-49-HC

11% REDUCTION IN ENERGY USAGE
\$12.41 ANNUAL COST SAVINGS*

Max. Energy kWh/day

DOE '17	ES
10.67	9.11

TRUE's Unit

R404a (HFC)	R290 (HC)
10.22	8.57



T-49F-HC

16% REDUCTION IN ENERGY USAGE
\$60.23 ANNUAL COST SAVINGS*

Max. Energy kWh/day

DOE '17	ES
1.69	1.12

TRUE's Unit

R134a (HFC)	R290 (HC)
1.79	0.93



TUC-27-HC

48% REDUCTION IN ENERGY USAGE
\$31.39 ANNUAL COST SAVINGS*

*Energy cost savings based on \$0.10 Per kWh



3,003,419
SQ.FT.

WORLD HEADQUARTERS O'FALLON, MO

WORLDWIDE SQUARE FOOTAGE: 4,360,033



400,000
SQ.FT.

Bowling Green Plant — Bowling Green, MO



406,400
SQ.FT.

Mexico Plant — Mexico, MO



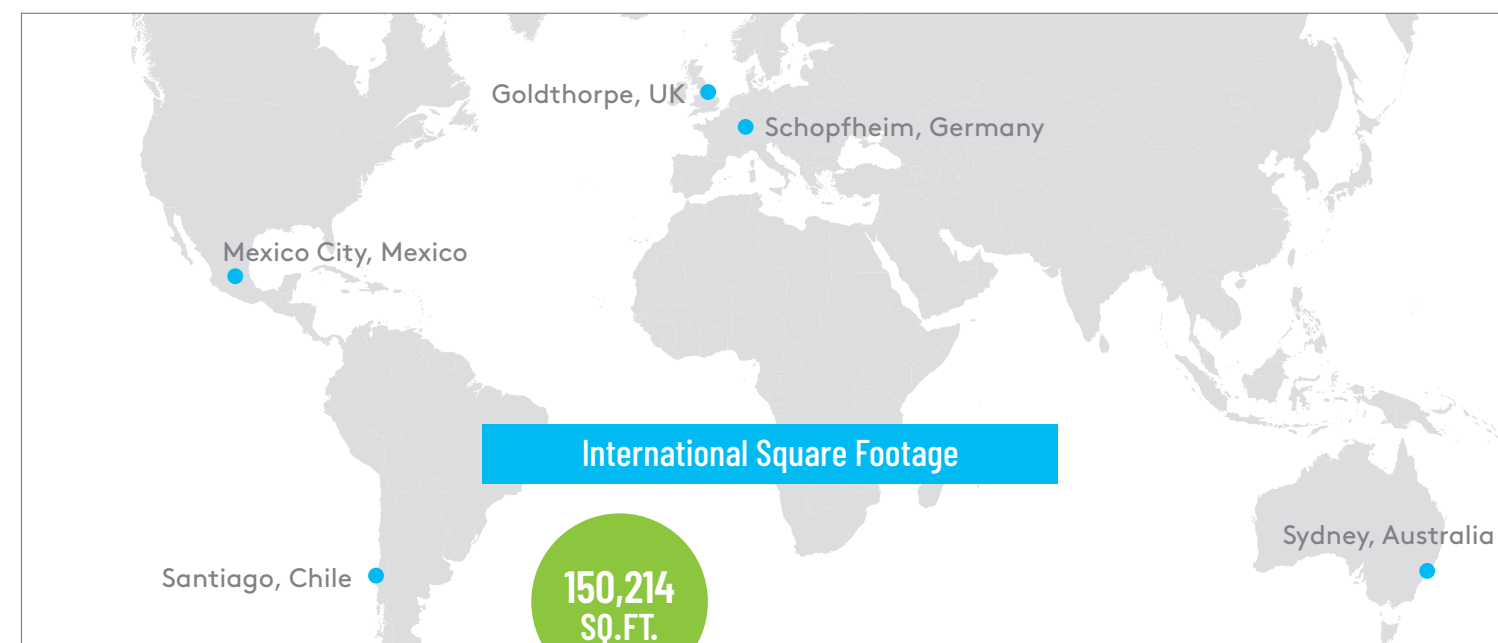
400,000
SQ.FT.

Pacific Plant — Pacific, MO



542,600
SQ.FT.

Earth City Distribution Center — Earth City, MO



TOP 10 REASONS TO MAKE A TRUE CHOICE




REFRIGERATION SYSTEM

By matching and balancing hydrocarbon refrigeration with the latest refrigeration components, TRUE engineers environmentally friendly refrigeration systems with shorter run times, lower energy consumption and the industry's coldest holding temperatures. TRUE has taken a large step in reducing its carbon footprint with the use of a hydrocarbon refrigerant, R290. R290 is an environmentally friendly refrigerant with a Global Warming Potential (GWP) of 3, compared to refrigerants of the past, R404a and R134a, whose GWP's are 3922 and 1430 respectively.




QUALITY COMPONENTS

TRUE uses quality components to ensure a long life of refrigeration with minimal energy consumption. State of the art components such as energy efficient compressors and electrically commutated motors are used to exceed energy standards without sacrificing the workload. LED lights have been introduced in TRUE units to offer a brilliant display while saving energy and reducing heat within.



HIGH-DENSITY INSULATION

TRUE continues its commitment to sustainability with the use of foamed in place, CFC free, polyurethane, high-density insulation that provides unparalleled strength and rigidity. An increase to an already industry-exceeding insulation factor, with zero ozone depletion potential (ODP) and zero global warming potential (GWP).



OUTSTANDING AFTER-SALE SUPPORT

Along with its 3-year parts & labor warranty, TRUE's exclusive 5-year compressor / condensing unit warranty is the envy of the industry. At no additional cost, our customers enjoy the option of having the entire condensing unit replaced. This consists of a new compressor, condenser, start components, and fan motor, all of which are pre-assembled and shipped from the factory.



DURABLE PVC-COATED SHELVING

TRUE internally manufactures their own heavy-duty shelves utilizing larger diameter steel for strength with 1/2" spacing on top support bars for ease of use. The shelves are then bonded with powdered PVC to prevent chipping and peeling which is prevalent in competitors' standard epoxy coated shelves.



EXCEPTIONAL CUSTOMER SERVICE

Along with our extensive group of regional factory salespeople and international salespeople, TRUE employs our own internal customer service, parts customer service and technical support to be there to help at any time throughout the life of the cabinet. Our dedicated staff is your premier source for educated sales, design and after-sale support.



ENERGY EFFICIENCY

TRUE is committed to eco-friendly manufacturing by meeting and surpassing the energy standards while not sacrificing performance. By using oversized, higher capacity, balanced refrigeration systems, TRUE outperforms industry efficiency expectations.



MADE IN THE USA

TRUE is committed to producing high quality products that are manufactured in the USA. TRUE manufactures each cabinet using an industry leading combination of high quality metals and components designed to optimize cabinet performance.



100% RUN TESTING

In order to verify that all units are manufactured properly and to spec, TRUE run tests every single unit as part of the final quality inspection before releasing the unit into finished goods inventory.



EXTENSIVE AVAILABILITY

In its Missouri-based manufacturing facilities, TRUE builds for inventory to provide for a near 100% fill rate on standard items. This allows for a 2-3 day turn around from the time the purchase order is received and processed.

NOMENCLATURE/NAMING GUIDE

1 _____ Sliding Glass Door (TBR)	RT _____ Roll-Thru
AC _____ Air Curtain	S _____ Stainless Steel
ADA _____ American Disability Act Compliant	S _____ Solid Door (TBR/TDR)
AT _____ Alternate Top (TPP's)	SC _____ Solid Colored End (TGM)
B _____ Black (TDM/TGM)	SD _____ Slide Door
C _____ Convenience Store Cooler	SI _____ Sign
CT _____ Club Top	SL _____ Slim Line
CW _____ Chocolate/Wine (TDM/TGM)	SM _____ Solid Mirrored End (TDM/TGM)
D _____ Drawer	SPEC3 _____ Spec Package Version 3
DC _____ Dry Case (TDM/TGM)	SSL _____ Super Slim Line
DG _____ Dry Goods	SS _____ Stainless Steel Interior
DS _____ Dual Sided	ST _____ Split Top
DT _____ Dual Temperature	STR/STA/STG_ Spec Series® Models
DZ _____ Dual Zone (TDM/TGM)	SZ1 _____ Single Zone Refrigerator (TBR/TDR)
F _____ Freezer	T _____ TRUE
FC _____ Floral Case	T-Series® _ Upright Reach-In
FG _____ Glass Door Freezer	TAC® _____ Vertical Air Curtain
FGD01 _____ Framed Glass Door Version 01	TBB _____ Back Bar
FL _____ Flat Lid	TBR _____ Bar Refrigerator
FLM _____ Full Length Merchadiser	TCGG _____ Curved Glass Gravity Coil Deli Case
FZ _____ Zero Degree Freezer	TD _____ Deep Well Horizontal Bottle Cooler
G _____ Glass Door	TDB _____ Back Bar/Direct Draw
G4SM _____ Four-Sided Glass	TDBD _____ Double Duty Deli
GAL _____ Galvanized Top (TBB)	TDD _____ Direct Draw
GC _____ Glass/Plate Chiller	TDR _____ Draft Refrigerator
GE _____ Glass End (TDM)	TGM _____ Glass Merchandiser
GS _____ Glass Sided (TAC/TOAM)	TDM _____ Display Merchandiser
GDIM _____ Glass Door Ice Merchandiser	TFP _____ Food Prep Table
GDM® _____ Glass Door Merchandiser	THAC _____ Horizontal Air Curtain
GEM _____ Glass End Merchandiser	TMC _____ Milk Cooler
L _____ Left Side Refrigeration (TBR/TDR)	TOAM _____ Open Air Merchandiser
LD _____ LED Lighting	TPP _____ Pizza Prep Table
LP _____ Low Profile	TRCB _____ Refrigerated Chef Base
MB/MC _____ Mega Top	TSID _____ Single Duty Deli
ME _____ Mirrored Glass End (TDM)	TSL01 _____ True Standard Look Version 01
NT _____ No Tank (Ice Merchandisers)	TSSU® _____ Sandwich/Salad Unit
PT _____ Pass-Thru	TS _____ Stainless Exterior & Interior Reach-In
PTSZ1 _____ Pass-Thru Single Zone Refrigerator (TBR/TDR)	TSD _____ Slide Door
R _____ Refrigerator (TDM/TGM)	TUC® _____ Undercounter
R _____ Right Side Refrigeration (TBR/TDR)	TVM _____ Visual Merchandiser
RF _____ Radius Front (GDM)	TWT _____ Work Top
RGS _____ Rotating Glass Shelf (G4SM)	VM01 _____ Visual Merchandiser Version 01
RI _____ Roll-In (STR/STA/STG)	W _____ White (TDM/TGM)
RI _____ Reach-In (TBR/TDR)	W _____ Wine Merchandiser (GDM/GDIM/GEM)
RL _____ Rear Load	WTRM01 WHT_ White Exterior with All White Trim

TABLE OF CONTENTS

MISSION STATEMENT	1
TRUE'S 74 YEAR HISTORY	2 - 5
SUSTAINABILITY STARTS AT HOME	6 - 7
NATURAL REFRIGERANT / HYDROCARBON	8 - 9
PRODUCTION / SATELLITE FACILITIES	10 - 11
TOP 10 REASONS TO MAKE A TRUE CHOICE	12 - 13
NOMENCLATURE / MODEL NAMING	14
TABLE OF CONTENTS	15
TRADITIONAL REACH-IN'S	16 - 27
T-SERIES REACH-IN & PASS-THRU REFRIGERATORS	18 - 19
T-SERIES TRADITIONAL REACH-IN FREEZERS	20 - 21
TSD-SERIES SLIDE DOOR REFRIGERATORS	22 - 23
DT SERIES DUAL TEMPERATURE REFRIGERATOR/FREEZERS	22 - 23
TH SERIES HEATED CABINETS	24 - 25
TS SERIES REACH-IN REFRIGERATORS & FREEZERS	26 - 27
SPEC SERIES	28 - 43
STR/STA/STG REACH-IN REFRIGERATORS	30 - 31
STR/STA/STG PASS-THRU REFRIGERATORS	32 - 33
STR/STA/STG REACH-IN FREEZERS	34 - 35
STR/STA/STG PASS_THRU FREEZERS	34 - 35
STR/STA/STG DUAL TEMPERATURE	36 - 37
STR/STA/STG REACH-IN HEATED CABINETS	38 - 39
STR/STA/STG PASS-THRU HEATED CABINETS	38 - 39
STR/STA/STG ROLL-IN REFRIGERATORS & FREEZERS	40 - 41
STR/STA/STG ROLL-THRU REFRIGERATORS	40 - 41
STR/STA/STG ROLL-IN HEATED CABINETS	42 - 43
STR/STA/STG ROLL-THRU HEATED CABINETS	42 - 43
FOOD PREP TABLES	44 - 57
TSSU SANDWICH/SALAD UNITS	46 - 47
TSSU MEGA-TOP SANDWICH/SALAD UNITS	48 - 49
TSSU-SPEC3 SANDWICH/SALAD UNITS	50 - 51
TSSU MEGA TOP-SPEC3 SANDWICH/SALAD UNITS	50 - 51
TSSU ADA COMPLIANT PACKAGES & ~SPEC3 ADA	52 - 53
TSSU MEGA TOP ADA COMPLIANT PACKAGES & ~SPEC3 ADA	52 - 53
TFP FOOD PREP UNITS & TFP-SPEC3	54 - 55
TPP PIZZA PREP TABLES & TPP-SPEC3	56 - 57
UNDERCOUNTERS	58 - 67
TUC UNDERCOUNTER REFRIGERATORS	60 - 61
TUC UNDERCOUNTER REFRIGERATORS WITH HEALTH SAFETY TIMER	60 - 61
TUC UNDERCOUNTER FREEZERS	60 - 61
TUC DEEP UNDERCOUNTER REFRIGERATORS & FREEZERS	62 - 63
TUC UNDERCOUNTER REFRIGERATORS-SPEC3	64 - 65
TUC UNDERCOUNTER FREEZERS-SPEC3	64 - 65
TUC UNDERCOUNTER DEEP REFRIGERATORS-SPEC3	64 - 65
TUC UNDERCOUNTER DEEP FREEZERS-SPEC3	64 - 65
TUC UNDERCOUNTER ADA COMPLIANT PACKAGES	66 - 67
TUC UNDERCOUNTER ADA COMPLIANT-SPEC3 PACKAGES	66-67
TUC UNDERCOUNTER LOW PROFILE CASTORS	66-67
TUC UNDERCOUNTER LOW PROFILE-SPEC3 CASTORS	66-67
WORKTOPS	68 - 75
TWT WORKTOP REFRIGERATORS & FREEZERS	70 - 71
TWT WORKTOP DEEP REFRIGERATORS & FREEZERS	70 - 71
TWT WORKTOP REFRIGERATORS & FREEZERS-SPEC3	72 - 73
TWT WORKTOP DEEP REFRIGERATORS & FREEZERS-SPEC3	72 - 73

TWT WORKTOP ADA COMPLIANT PACKAGES	74 - 75
CHEF BASES	76 - 79
TRCB CHEF BASE REFRIGERATORS	78 - 79
MILK COOLERS	80 - 83
TMC MILK COOLERS & DUAL SIDED MILK COOLERS	82 - 83
GLASS DOOR MERCHANDISERS	84 - 101
GDM GLASS DOOR MERCHANDISER SWING DOOR REFRIGERATORS	86 - 87
GDM GLASS DOOR MERCHANDISER SLIDE DOOR REFRIGERATORS	88 - 89
GDM GLASS DOOR MERCHANDISER FREEZERS & ICE MERCHANDISERS	90 - 91
G4SM GLASS FOUR SIDED MERCANDISER REFRIGERATORS	92 - 93
GEM GLASS END MERCHANDISERS	92 - 93
GDM GLASS DOOR MERCHANDISER CONVENIENCE STORE REFRIGERATORS	94 - 95
GDM GLASS DOOR MERCHANDISER COUNTER-TOP REFRIGERATORS	94 - 95
GDM GLASS DOOR MERCHANDISER FLORAL CASES	96 - 97
G4SM GLASS FOUR SIDED MERCHANDISER FLORAL CASES	96 - 97
GDM GLASS DOOR WINE MERCHANDISERS	96 - 97
GDM GLASS DOOR MERCHANDISER ALL WHITE DOORS & FRAME	98 - 99
GDM GLASS DOOR MERCHANDISERS WITH HEALTH SAFETY TIMER	98 - 99
TVM GLASS DOOR VISUAL MERCHANDISER REFRIGERATORS	100 - 101
FLM FULL LENGTH MERCHANDISERS	100 - 101
OPEN AIR MERCHANDISERS	102 - 107
TOAM OPEN AIR MERCHANDISERS & TOAM WITH GLASS SIDES	104 - 105
TAC VERTICAL AIR CURTAINS & TAC WITH GLASS SIDES	106 - 107
THAC HORIZONTAL AIR CURTAINS	106 - 107
DISPLAY MERCHANDISERS	108 - 123
TDM-R CURVED GLASS REFRIGERATED DISPLAY MERCHANDISERS	110 - 111
TDM-DZ CURVED GLASS DUAL ZONE DISPLAY MERCHANDISERS	112 - 113
TDM-DC CURVED GLASS DRY DISPLAY MERCHANDISERS	114 - 115
TGM-R CURVED GLASS REFRIGERATED GLASS MERCHANDISERS	116 - 117
TGM-DZ CURVED GLASS DUAL ZONE GLASS MERCHANDISERS	118 - 119
TGM-DC CURVED GLASS DRY GLASS MERCHANDISERS	120 - 121
TCGG CURVED GLASS REFRIGERATED DELI CASES	122 - 123
BAR REFRIGERATION	124 - 139
TBR BAR REFRIGERATION REACH-IN & PASS-THRU, BLACK EXTERIOR	126 - 127
TBR BAR REFRIGERATION REACH-IN, STAINLESS EXTERIOR	128 - 129
TBR BAR REFRIGERATION PASS-THRU, STAINLESS EXTERIOR	128 - 129
TDR DRAFT REFRIGERATION REACH-IN, BLACK EXTERIOR	130 - 131
TDR DRAFT REFRIGERATION PASS-THRU, BLACK EXTERIOR	130 - 131
TDR DRAFT REFRIGERATION REACH-IN, STAINLESS EXTERIOR	130 - 131
TDR DRAFT REFRIGERATION PASS-THRU, STAINLESS EXTERIOR	130 - 131
TBB BACK BAR REACH-IN, BLACK & STAINLESS EXTERIOR	132 - 133
TBB BACK BAR PASS-THRU, BLACK & STAINLESS EXTERIOR	132 - 133
TBB-24 24" BACK BAR REACH-IN, BLACK & STAINLESS EXTERIOR	134 - 135
TDD DIRECT DRAW BEER DISPENSERS, BLACK & STAINLESS EXTERIOR	136 - 137
TD HORIZONTAL BOTTLE COOLERS - DEEP WELL	138 - 139
T-GC GLASS & PLATE CHILLERS/FROSTERS	138 - 139
ACCESSORIES AND MODEL LIST UPCHARGES	140 - 157
SIGNS / GRAPHICS CAPABILITIES	158 - 159
STAINLESS UPCHARGE PRICING (LIST UPCHARGE) & RETURN POLICY	160
WARRANTY	161
QUICK REFERENCE PRICING GUIDE WITH COMMONLY STOCKED MODELS	162 - 169
VIDEOS	170
MARKETING COLLATERAL	171
NOTES PAGE	172

T-SERIES[®] is a registered trademark of TRUE MANUFACTURING, CO., INC.



T-SERIES

TRADITIONAL REACH-INS



Visit www.truemfg.com

scan for video

T-SERIES TRADITIONAL REACH-IN & PASS-THRU REFRIGERATORS

Solid & Glass, Full & Half Door



T-12-HC



T-23-HC



T-49-HC



T-19G-HC~FGD01



T-49-4-HC



T-23PT-HC

Features/Benefits

- Factory balanced, environmentally-friendly R290 Hydrocarbon forced-air refrigeration system.
- Maintains cold 33°F to 38°F (0.5°C to 3.3°C) product temperatures.
- Exterior - Stainless steel front. Anodized quality aluminum ends. Corrosion resistant GalFan coated steel back.
- Interior - attractive, NSF approved, clear aluminum with stainless steel floor.
- Positive seal self-closing doors with factory tested (over 1,000,000 times) lifetime guaranteed door hinges and torsion type closure system.
- Energy efficient, "Low-E", thermal insulated glass doors.
- Adjustable, heavy-duty, PVC-coated wire shelves.
- 4" (102mm) diameter castors standard (leg levelers standard for T-12-HC & T-12G-HC~FGD01; 2.5" (64mm) diameter castors standard equipment for T-19-HC & T-19G-HC~FGD01).
- Door locks standard (not available on T-12-HC & T-12G-HC~FGD01).
- Exterior digital temperature display (not available on T-12-HC & T-12G-HC~FGD01).
- Legs available for most models (not available on T-12-HC & T-12G-HC~FGD01).
- LED interior lighting. Safety shielded.
- Lifetime guaranteed recessed door handles on solid door models.
- Alternative hinge orientation available on most T-23/49/72 models. Contact factory for specifics.

Bottom Mounted Units Feature...

- A "no-stoop", lower shelf.
- Allows for top storage.
- Compressor performs in the coolest, most grease-free area of kitchen for ease of compressor load.
- Compressor can be serviced easily, and accessed by a single repairman.

T-SERIES TRADITIONAL REACH-IN REFRIGERATORS

Model	# of Doors	# of Shelves	HP	Amps	Crated Weight	Cabinet Dimensions W D† H*	List Price
SOLID DOORS							
T-11-HC	1	3	1/6	TBD	TBD	19 1/4 x 21 3/8 x 71	TBD
T-12-HC	1	3	1/6	2.5	185	24 7/8 x 23 1/2 x 63 3/8	6337
T-19-HC	1	3	1/10	1.5	245	27 x 24 1/2 x 75 1/4	6368
T-23-HC	1	3	1/4	2.2	270	27 x 29 1/2 x 78 3/8	8143
T-35-HC	2	6	1/3	5.6	350	39 1/2 x 29 1/2 x 78 3/8	9802
T-43-HC	2	6	1/2	5.4	380	47 x 29 1/2 x 78 3/8	9999
T-49-HC	2	6	1/2	5.4	445	54 1/4 x 29 1/2 x 78 3/8	10,832
T-72-HC	3	9	3/4	6.9	575	78 1/8 x 29 1/2 x 78 3/8	14,625
GLASS DOORS							
T-11G-HC~FGD01	1	3	1/6	1.8	220	24 7/8 x 23 1/4 x 63	TBD
T-12G-HC~FGD01	1	3	1/6	1.8	220	24 7/8 x 23 1/4 x 63	7710
T-19G-HC~FGD01	1	3	1/4	2.2	275	27 x 24 1/2 x 75 1/2	7738
T-23G-HC~FGD01	1	3	1/4	2.2	315	27 x 29 7/8 x 78 3/8	9304
T-35G-HC~FGD01	2	6	1/3	5.6	380	39 3/8 x 29 7/8 x 78 3/8	11,483
T-49G-HC~FGD01	2	6	1/2	5.4	465	54 1/4 x 29 7/8 x 78 3/8	12,795
T-72G-HC~FGD01	3	9	3/4	6.9	630	78 1/8 x 29 7/8 x 78 3/8	17,568
SOLID HALF DOORS							
T-23-2-HC	2	3	1/4	2.2	275	27 x 29 1/2 x 78 3/8	9038
T-49-4-HC	4	6	1/2	5.4	400	54 1/8 x 29 1/2 x 78 3/8	12,226
GLASS HALF DOORS							
T-23G-2-HC~FGD01	2	3	1/4	2.2	330	27 x 29 7/8 x 78 3/8	9807
T-49G-4-HC~FGD01	4	6	1/2	5.4	515	54 1/8 x 29 3/4 x 78 3/8	13,670
COMBINATION HALF DOORS							
T-23-1-G-1-HC~FGD01	2	3	1/4	2.2	TBD	27 x 29 7/8 x 78 3/8	9294
T-49-2-G-2-HC~FGD01	4	6	1/2	5.4	515	54 1/8 x 29 3/4 x 78 3/8	12,770

† Depth does not include 1 3/8" (42 mm) for glass door handles or 1/2" (13 mm) for system mechanical components.

* Height does not include 5" (127mm) for castors or 6" (153mm) for optional legs 3 1/4" (83mm) castor height for T-19-HC & T-19G-HC~FGD01).

* Height on T-12-HC & T-12G-HC~FGD01 does not include 1" (26mm) for upper door hinge.

Note: T-12-HC & T-12G-HC~FGD01 standard with leg levelers, optional 2 1/2" (64mm) diameter castors available, legs not available.

T-SERIES PASS-THRU

Model	# of Doors	# of Shelves	HP	Amps	Crated Weight	Cabinet Dimensions W D H*	List Price
PASS-THRU SOLID FRONT DOORS/SOLID REAR DOORS							
T-23PT-HC	1 fr / 1bk	3	1/4	2.2	300	27 x 32 1/2 x 78 3/8	13,921

* Height does not include 5" (127mm) for castors or 6" (153mm) for optional legs.

T-SERIES TRADITIONAL REACH-IN FREEZERS

Solid & Glass, Full & Half Door



T-12FG-HC~FGD01 T-23F-HC



T-49FG-HC~FGD01 T-19FZ-HC



T-49F-4-HC T-23F-2-HC

Features/Benefits

- Factory balanced, environmentally-friendly R290 Hydrocarbon forced-air refrigeration system.
- -10°F (-23.3°C) product temperatures (air off evaporator coil, -20°F (-28.9°C) holds frozen food and ice cream (T-19FZ-HC maintains 0°F (-18°C)).
- Exterior - Stainless steel front. Anodized quality aluminum ends. Corrosion resistant GalFan coated steel back.
- Interior - attractive, NSF approved, clear aluminum with stainless steel floor.
- Large evaporator and coil heater permit short defrost cycle.
- Automatic defrost system.
- lifetime guaranteed door hinges and torsion type closure system.
- Energy efficient, triple pane, thermal insulated glass doors.
- Adjustable, heavy-duty, PVC-coated wire shelves.
- 4" (102mm) diameter castors standard (leg levelers standard for T-12F-HC & T-12FG-HC~FGD01; 2.5" (64mm) diameter castors standard equipment for T-19-HC & T-19G-HC~FGD01).
- Door locks standard (not available on T-12F-HC & T-12FG-HC~FGD01).
- Exterior digital temperature display (not available on T-12F-HC & T-12FG-HC~FGD01).
- Legs available for most models (not available on T-12F-HC & T-12FG-HC~FGD01).
- LED interior lighting. Safety shielded.
- Lifetime guaranteed recessed door handles on solid door models.
- Alternative hinge orientation available on most T-23F/49F/72F models. Contact factory for specifics.

Bottom Mounted Units Feature...

- A "no-stoop", lower shelf.
- Allows for top storage.
- Compressor performs in the coolest, most grease-free area of kitchen for ease of compressor load.
- Compressor can be serviced easily, and accessed by a single repairman.

T-SERIES TRADITIONAL REACH-IN FREEZERS

Model	# of Doors	# of Shelves	HP	Amps	Crated Weight	Cabinet Dimensions W D† H*	List Price
SOLID DOORS							
T-12F-HC	1	3	½	4.5	170	24⅞ x 23⅜ x 63⅜	6985
T-19F-HC	1	3	½	3.7	265	27 x 24½ x 75¼	7010
T-23F-HC	1	3	½	3.7	295	27 x 29½ x 78⅜	10,175
T-35F-HC	2	6	1	9.6	350	39½ x 29½ x 78⅜	12,936
T-43F-HC	2	6	1	9.6	410	47 x 29½ x 78⅜	13,520
T-49F-HC	2	6	1	9.6	440	54⅞ x 29½ x 78⅜	14,269
T-72F-HC	3	9	¾	14.0	650	78⅞ x 29½ x 78⅜	18,762
0° SOLID DOOR FREEZER							
T-19FZ-HC	1	3	½	3.7	260	27 x 24½ x 75¼	6466
GLASS DOORS							
T-12FG-HC~FGD01	1	3	½	4.5	255	24⅞ x 23¼ x 63	11,540
T-23FG-HC~FGD01	1	3	¾	6.2	330	27 x 29⅞ x 78⅜	13,785
T-49FG-HC~FGD01	2	6	½	11.0	605	54⅞ x 29¾ x 78⅜	19,490
T-72FG-HC~FGD01	3	9	¾	13.0	760	78⅞ x 29¾ x 78⅜	30,390
SOLID HALF DOORS							
T-23F-2-HC	2	3	½	3.7	300	27 x 29½ x 78⅜	10,747
T-49F-4-HC	4	6	1	9.6	440	54⅞ x 29½ x 78⅜	15,127

† Depth does not include 1½" (42 mm) for glass door handles or ½" (13 mm) for system mechanical components.
 * Height does not include 5" (127mm) for castors or 6" (153mm) for optional legs 3¼" (83mm) castor height for T-19F-HC).
 * Height on T-12F-HC & T-12FG-HC~FGD01 does not include 1" (26mm) for upper door hinge.
 Note: T-12F-HC & T-12FG-HC~FGD01 standard with leg levelers, optional 2½" (64mm) diameter castors available, legs not available.

TSD SERIES SLIDE DOOR REFRIGERATORS
DT SERIES DUAL TEMPERATURE

Solid & Glass Slide Doors / Solid & Glass Full & Half Door Dual Temperature



TSD-09G-HC-LD TSD-33-HC



TSD-47G-HC-LD T-23DT-HC



T-49DT-4-HC T-23DT-G-HC-FGD01

Features/Benefits

Slide Door Refrigerators...

- Factory balanced, environmentally-friendly R290 Hydrocarbon forced-air refrigeration system. TSD-69 & TSD-69G-LD utilize 134A refrigerant.
- Maintains cold 33°F to 38°F (0.5°C to 3.3°C) product temperatures.
- Exterior - Stainless steel front. Anodized quality aluminum ends. Corrosion resistant GalFan coated steel back.
- Interior - attractive, NSF approved, clear aluminum liner. Stainless steel floor with coved corners.
- Stainless steel slide door system self-closes to preserve refrigeration and maximize floor space.
- Energy efficient, "Low-E", thermal insulated glass doors.
- Adjustable, heavy-duty, PVC-coated wire shelves.
- 6" (153 mm) legs standard. (castors optional)
- Exterior digital temperature display.
- Legs available for most models (not available on T-12-HC & T-12G-HC~FGD01).
- LED interior lighting. Safety shielded.

Dual Temperature...

- True's dual temperature models are equipped with two, independent, factory balanced, environmentally-friendly R290 Hydrocarbon forced-air refrigeration systems.
- Refrigerator holds 33°F to 38°F (0.5°C to 3.3°C) temperature. Freezer holds -10°F (-23.3°C).
- Exterior - Stainless steel front. Anodized quality aluminum ends. Corrosion resistant GalFan coated steel back.
- Interior - attractive, NSF approved, clear aluminum with stainless steel floor.
- Adjustable, heavy-duty, PVC-coated wire shelves.
- 4" (102mm) diameter castors standard.
- Door locks standard.
- Dual, exterior digital temperature displays.
- LED interior lighting. Safety shielded.
- Lifetime guaranteed recessed door handles on solid door models.
- Energy efficient, thermal insulated glass doors.
- T23DT models feature refrigerator on top, freezer on bottom. T-49DT models feature refrigerator on left, freezer on right.
- T-49DT Freezer compartments feature standard backguard to improve airflow.
- Automatic defrost system.

Bottom Mounted Units Feature...

- A "no-stoop", lower shelf.
- Allows for top storage.
- Compressor performs in the coolest, most grease-free area of kitchen for ease of compressor load.
- Compressor can be serviced easily, and accessed by a single repairman.

TSD SERIES SLIDE DOOR REFRIGERATORS

Model	# of Doors	# of Shelves	HP	Amps	Crated Weight	Cabinet Dimensions W D† H*	List Price
SOLID DOORS							
TSD-33-HC	2	6	½	6.5	350	39½ x 29¾ x 78¾	9896
TSD-47-HC	2	6	½	8.5	410	54½ x 29¾ x 78¾	10,934
TSD-69	3	9	½	12.0	630	78½ x 29¾ x 78¾	14,762
GLASS DOORS							
TSD-09G-HC-LD	2	3	¼	1.9	280	36 x 21 x 35¾	6794
TSD-33G-HC-LD	2	6	½	6.5	370	39½ x 29¾ x 78¾	11,591
TSD-47G-HC-LD	2	6	½	8.5	440	54½ x 29¾ x 78¾	12,912
TSD-69G-LD	3	9	½	12.0	625	78½ x 29¾ x 78¾	17,731

† Depth does not include ¾" (10mm) for door handles (solid or glass), 7⁄8" (23mm) for door handle on TSD-09G-HC-LD.
* Height does not include 6½" (156mm) for legs or 5" (127mm) for optional castors. (TSD-09G-HC-LD standard with leg levelers).

DT SERIES DUAL TEMPERATURE REFRIGERATOR/FREEZERS

Model	# of Doors	# of Shelves	HP Ref. - Frz.	Amps	Crated Weight	Cabinet Dimensions W D† H*	List Price
SOLID DOORS							
T-23DT-HC	2	3	¼	4.1	335	27½ x 29¾ x 78¾	15,943
T-49DT-HC	2	6	¼	6.4	510	54½ x 29½ x 78¾	19,375
SOLID HALF DOORS							
T-49DT-4-HC	4	6	¼	6.4	510	54½ x 29½ x 78¾	20,771
GLASS DOORS							
T-23DT-G-HC~FGD01	2	3	¼	6.3	380	27 x 29¾ x 78¾	19,549

† Depth does not include 1¾" (35mm) for door handle (T-23DT-G-HC~FGD01 only).
* Height does not include 5" (127mm) for castors or 6" (153mm) for optional legs.

TH SERIES HEATED CABINETS

Solid & Glass Doors



TH-23



TH-23G~FGD01

Features/Benefits

- Powerfully provides holding temperatures of 80°F to 180°F throughout the cabinet for uniform, forced-air, heating.
- Low velocity fans provided to assure even temperature throughout cabinet. A vent is located at the top of the cabinet for positive humidity control.
- Stainless steel front and solid doors.
- Energy efficient, triple pane, thermal insulated glass on glass door models.
- Exterior - Stainless steel front. Anodized quality aluminum ends. Corrosion resistant GalFan coated steel back.
- Heater - sheathed for corrosion resistance.
- Exterior, color coded, temperature display.
- 12"x 20" (305mm x 508mm) pan standard for contents requiring high humidity.
- Adjustable dial control is a standard feature for low humidity application (turn counterclockwise to ventilate).
- Adjustable, heavy-duty chrome-plated shelves.
- Door locks standard.
- Incandescent interior lighting, safety shielded.
- 4" (102mm) diameter castors standard.
- Positive seal self-closing doors with factory tested (over 1,000,000 times) lifetime guaranteed door hinges and torsion type closure system.
- Lifetime guaranteed recessed door handles on solid door models.
- Extruded, aluminum door frames on glass doors.
- Self-contained system - simple installation. Equipped with 9-foot cord.
- Bun tray rack (optional) - solid door heated cabinet interior accommodates this option (glass door model does not accommodate this option).

TH SERIES HEATED CABINETS

Model	# of Doors	# of Shelves	Watts	Amps	Crated Weight	Cabinet Dimensions W D† H*	List Price
SOLID DOOR							
TH-23	1	3	850	7.8	260	27 x 29½ x 78¾	9963
GLASS DOOR							
TH-23G~FGD01	1	3	850	7.8	290	27 x 29¾ x 78¾	11,085

† Depth does not include 1¾" (35mm) for door handle (glass door model only).
* Height does not include 5" (127mm) for castors or 6" (153mm) for optional legs.
* Height does not include 1" (26mm) for ventilator cap.

TS SERIES REACH-IN REFRIGERATORS & FREEZERS

Solid & Glass, Full & Half Door



TS-23-HC TS-35-HC



TS-49-HC TS-23FG-HC~FGD01



TS-49G-HC~FGD01 TS-23F-2-HC

Features/Benefits

- True’s “TS” series is the choice for the exclusive stainless steel commercial application. Designed with enduring quality that protects your long-term investment, and oversized refrigeration that guarantees exceptional food preservation.
- Factory balanced, environmentally-friendly R290 Hydrocarbon forced-air refrigeration system.
- Refrigerators maintain 33°F to 38°F (0.5°C to 3.3°C) product temperatures: Freezers maintain -10°F (-23.3°C) product temperatures.
- Large evaporator and coil heater permit short defrost cycle on freezers.
- Automatic defrost system on freezers.
- Stainless steel interior. Stainless steel exterior front & sides. Corrosion resistant GalFan coated steel back.
- Positive seal self-closing doors with factory tested (over 1,000,000 times) lifetime guaranteed door hinges and torsion type closure system.
- Energy efficient, thermal insulated glass doors.
- Adjustable, heavy-duty, PVC-coated wire shelves.
- 4" (102mm) diameter castors standard.
- Door locks standard.
- Exterior digital temperature display.
- Legs available for most models (not available on T-12-HC & T-12G-HC~FGD01).
- LED interior lighting. Safety shielded.
- Lifetime guaranteed recessed door handles on solid door models.
- Alternative hinge orientation available on most TS-23/49/72 models. Contact factory for specifics.

Bottom Mounted Units Feature...

- A “no-stoop”, lower shelf.
- Allows for top storage.
- Compressor performs in the coolest, most grease-free area of kitchen for ease of compressor load.
- Compressor can be serviced easily, and accessed by a single repairman.

TS SERIES REACH-IN REFRIGERATORS

Model	# of Doors	# of Shelves	HP	Amps	Crated Weight	Cabinet Dimensions W D† H*	List Price
SOLID DOORS							
TS-23-HC	1	3	¼	2.2	285	27 x 29½ x 78¾	8546
TS-35-HC	2	6	⅓	5.6	350	39½ x 29½ x 78¾	10,289
TS-43-HC	2	6	½	5.4	380	47 x 29½ x 78¾	10,497
TS-49-HC	2	6	½	5.4	400	54¾ x 29½ x 78¾	11,379
TS-72-HC	3	9	¾	6.9	615	78¾ x 29½ x 78¾	15,351
GLASS DOORS							
TS-23G-HC~FGD01	1	3	¼	2.2	315	27 x 29¾ x 78¾	9770
TS-49G-HC~FGD01	2	6	½	5.4	535	54¼ x 29¾ x 78¾	13,431
TS-72G-HC~FGD01	3	9	¾	6.9	695	78¾ x 29¾ x 78¾	18,446
SOLID HALF DOORS							
TS-23-2-HC	2	3	¼	2.2	320	27 x 29½ x 78¾	9490
TS-49-4-HC	4	6	½	5.4	400	54¾ x 29½ x 78¾	12,837
GLASS HALF DOORS							
TS-23G-2-HC~FGD01	2	3	¼	2.2	330	27 x 29¾ x 78¾	10,300
TS-49G-4-HC~FGD01	4	6	½	5.4	515	54¾ x 29¾ x 78¾	14,359
COMBINATION HALF DOORS							
TS-23-1-G-1-HC~FGD01	2	3	¼	2.2	290	27 x 29¾ x 78¾	9760
TS-49-2-G-2-HC~FGD01	4	6	½	5.4	515	54¾ x 29¾ x 78¾	13,410

† Depth does not include 1½" (42mm) for door handle (glass door models only).
 * Height does not include 5" (127mm) for castors or 6" (153mm) for optional legs.

TS SERIES REACH-IN FREEZERS

Model	# of Doors	# of Shelves	HP	Amps	Crated Weight	Cabinet Dimensions W D† H*	List Price
SOLID DOORS							
TS-23F-HC	1	3	½	3.7	310	27 x 29½ x 78¾	10,683
TS-35F-HC	2	6	1	9.6	350	39½ x 29½ x 78¾	13,583
TS-43F-HC	2	6	1	9.6	410	47 x 29½ x 78¾	14,196
TS-49F-HC	2	6	1	9.6	515	54¾ x 29½ x 78¾	14,981
TS-72F-HC	3	9	¾	14.0	650	78¾ x 29½ x 78¾	19,698
GLASS DOORS							
TS-23FG-HC~FGD01	1	3	¾	6.2	330	27 x 29¾ x 78¾	14,471
TS-49FG-HC~FGD01	2	6	½	11.0	605	54¾ x 29¾ x 78¾	20,464
TS-72FG-HC~FGD01	3	9	¾	13.0	760	78¾ x 29¾ x 78¾	31,911
SOLID HALF DOORS							
TS-23F-2-HC	2	3	½	3.7	330	27 x 29½ x 78¾	11,284
TS-49F-4-HC	4	6	1	9.6	440	54¾ x 29½ x 78¾	15,888

† Depth does not include 1¾" (35mm) for door handle (glass door models only).
 * Height does not include 5" (127mm) for castors or 6" (153mm) for optional legs.
 NOTE: TS-49F-HC, TS-72F-HC, TS-49FG-HC~FGD01, TS-72FG-HC~FGD01 completely pre-wired at factory and ready for final connection to a 115/60/1 phase, 20 amp dedicated outlet.

SPEC SERIES® is a registered trademark of TRUE MANUFACTURING, CO., INC.



STR/STA/STG

SPEC SERIES



scan for video

SPEC SERIES MODEL NUMBER NOMENCLATURE SYSTEM



STR/STA/STG REACH-IN REFRIGERATORS

Solid & Glass, Full & Half Doors



STR1R-1S-HC

STR2R-2S-HC



STR1R-2HS-HC

STR2R-2G-HC



STR1R-1HG/1HS-HC

STR2R-4HG-HC

Features/Benefits

- STR Series Shelving - (1) interior kit option included per full section at no charge. (4) different interior kits available. See "Spec Series" accessory pages for details.
- STA Series Shelving - (3) heavy-duty, chrome-plated wire shelves per section; (4) different interior kits available. See "Spec Series" accessory pages for details.
- STG Series Shelving - (3) heavy-duty, PVC-coated, wire shelves per section; (4) different interior kits available. See "Spec Series" accessory pages for details.
- Pilasters and tray slides/shelving are factory installed at no charge on STR units.
- Factory balanced, environmentally-friendly R290 Hydrocarbon forced-air refrigeration system.
- Maintains cabinet temperatures of 33°F to 38°F (.5°C to 3.3°C) for the best in food preservation.
- State-of-the-art, electronically commutated evaporator and condenser fan motors. ECM motors operate at higher peak efficiencies, produce less heat and move a more consistent volume of air; all of these reduce energy consumption and provides greater motor reliability.
- STR & STA Series Exterior - Stainless steel door, front & sides.
- STG Series Exterior - stainless steel doors & front, with matching aluminum sides.
- STR Series Interior - Stainless steel side walls, back, floor, door liner, & ceiling.
- STA & STG Series Interior - Aluminum side walls & back. Stainless steel floor & ceiling.
- Lifetime guaranteed heavy-duty, all metal working door handles.
- Lifetime guaranteed bolt style door locks.
- Positive seal self-closing door with 120° stay open feature. Lifetime guaranteed external cam lift door hinges, four (4) per door section.
- Exterior digital temperature display standard for easy visibility.
- LED interior lighting, safety shielded.
- Energy efficient, "Low-E", thermal insulated glass on glass door models.
- Extruded, aluminum door frames on glass doors.
- 5" (127 mm) diameter plate castors - locks provided on front set.
- Top mounted unit positioned out of food zone to maximize storage capacity.
- Self-contained system.

STR/STA/STG REACH-IN REFRIGERATORS


Model	# of Doors	# of Shelves STA/STG Models	HP	Amps	Crated Weight	Cabinet Dimensions W D† H*	STR List Price	STA List Price	STG List Price
SOLID DOORS									
STR1R-1S-HC	1	3	¼	3.8	430	27½ x 33¾ x 77¾	16,733	13,437	9104
STR2R-2S-HC	2	6	½	5.9	650	52½ x 33¾ x 77¾	22,262	17,878	12,113
STR3R-3S	3	9	½	9.1	770	77¾ x 33¾ x 77¾	28,097	22,566	16,349
SOLID HALF DOORS									
STR1R-2HS-HC	2	3	¼	3.8	390	27½ x 33¾ x 77¾	17,292	13,919	9558
STR2R-4HS-HC	4	6	½	5.9	730	52½ x 33¾ x 77¾	23,301	18,757	13,323
STR3R-6HS	6	9	½	9.1	880	77¾ x 33¾ x 77¾	31,801	25,538	18,505
GLASS DOORS									
STR1R-1G-HC	1	3	¼	3.8	480	27½ x 33¾ x 77¾	17,861	14,342	10,706
STR2R-2G-HC	2	6	½	5.9	710	52½ x 33¾ x 77¾	24,574	19,733	14,729
STR3R-3G	3	9	½	9.1	867	77¾ x 33¾ x 77¾	33,753	27,104	20,232
GLASS HALF DOORS									
STR1R-2HG-HC	2	3	¼	3.8	460	27½ x 33¾ x 77¾	18,840	15,129	11,291
STR2R-4HG-HC	4	6	½	5.9	730	52½ x 33¾ x 77¾	26,269	21,096	15,744
COMBINATION HALF DOORS									
STR1R-1HG/1HS-HC	2	3	¼	3.8	450	27½ x 33¾ x 77¾	17,858	14,340	10,705
STR2R-2HG/2HS-HC	4	6	½	5.9	710	52½ x 33¾ x 77¾	24,530	19,697	14,703

† Depth does not include 1½" (39mm) for door handles.
* Height does not include 6½" (156mm) for castors or 6" (153mm) for optional legs.
* Height does not include ¼" (7mm) for system mechanical components.
Note: Crated weight listed on the chart is for STR model, STA & STG versions may have different weights.

VLD VERTICAL LED LIGHTING MODELS

Model	STR List Price	STA List Price	STG List Price
GLASS DOORS			
STR1RVLD-1G-HC	18,519	15,000	11,364
STR2RVLD-2G-HC	25,984	21,143	16,139
STR3RVLD-3G	36,473	29,824	22,952
GLASS HALF DOORS			
STR1RVLD-2HG-HC	19,498	15,787	11,949
STR2RVLD-4HG-HC	27,679	22,506	17,154

Note: Specifications are the same as standard models, just vertical LED Lighting added.
Note: Not available for freezers, rear non-control side on pass-thru models, heated cabinets, dual-temperature models, reverse hinging units, tray slides, or Security options.



Vertical LED Lighting

STR/STA/STG PASS-THRU REFRIGERATORS

Solid & Glass, Full & Half Doors



STR1RPT-1S-1S-HC STR2RPT-2S-2S-HC



STR1RPT-2HS-1S-HC STR2RPT-4HS-2S-HC



STR1RPT-2HG-1S-HC STR2RPT-4HG-2G-HC

Features/Benefits

- STR Series Shelving - (1) interior kit option included per full section at no charge. (4) different interior kits available. See "Spec Series" accessory pages for details.
- STA Series Shelving - (3) heavy-duty, chrome-plated wire shelves per section; (4) different interior kits available. See "Spec Series" accessory pages for details.
- STG Series Shelving - (3) heavy-duty, PVC-coated, wire shelves per section; (4) different interior kits available. See "Spec Series" accessory pages for details.
- Pilasters and tray slides/shelving are factory installed at no charge on STR units.
- Factory balanced, environmentally-friendly R290 Hydrocarbon forced-air refrigeration system.
- Maintains cabinet temperatures of 33°F to 38°F (.5°C to 3.3°C) for the best in food preservation.
- State-of-the-art, electronically commutated evaporator and condenser fan motors. ECM motors operate at higher peak efficiencies, produce less heat and move a more consistent volume of air; all of these reduce energy consumption and provides greater motor reliability.
- STR & STA Series Exterior - Stainless steel door, front & sides.
- STG Series Exterior - stainless steel doors & front, with matching aluminum sides.
- STR Series Interior - Stainless steel side walls, back, floor, door liner, & ceiling.
- STA & STG Series Interior - Aluminum side walls & back. Stainless steel floor & ceiling.
- Lifetime guaranteed heavy-duty, all metal working door handles.
- Lifetime guaranteed bolt style door locks.
- Positive seal self-closing door with 120° stay open feature. Lifetime guaranteed external cam lift door hinges, four (4) per door section.
- Exterior digital temperature display standard for easy visibility.
- LED interior lighting, safety shielded.
- Energy efficient, "Low-E", thermal insulated glass on glass door models.
- Extruded, aluminum door frames on glass doors.
- 5" (127 mm) diameter plate castors - locks provided on front set.
- Top mounted unit positioned out of food zone to maximize storage capacity.
- Self-contained system.

STR/STA/STG PASS-THRU REFRIGERATORS


Model	# of Doors	# of Shelves STA/STG Models	HP	Amps	Crated Weight	Cabinet Dimensions W D† H*	STR List Price	STA List Price	STG List Price
SOLID FRONT/SOLID REAR DOORS									
STR1RPT-1S-1S-HC	1 fr / 1 bk	3	¼	3.8	475	27½ x 36½ x 77¾	21,306	17,254	12,880
STR2RPT-2S-2S-HC	2 fr / 2 bk	6	½	5.9	720	52½ x 36½ x 77¾	28,720	23,262	17,362
SOLID FRONT HALF DOORS/SOLID REAR DOORS									
STR1RPT-2HS-1S-HC	2 fr / 1 bk	3	¼	3.8	485	27½ x 36½ x 77¾	22,961	18,599	13,878
STR2RPT-4HS-2S-HC	4 fr / 2 bk	6	½	5.9	745	52½ x 36½ x 77¾	31,297	25,348	18,919
GLASS FRONT/SOLID REAR DOORS									
STR1RPT-1G-1S-HC	1 fr / 1 bk	3	¼	3.8	475	27½ x 36½ x 77¾	23,441	18,987	14,173
STR2RPT-2G-2S-HC	2 fr / 2 bk	6	½	5.9	720	52½ x 36½ x 77¾	32,344	26,196	19,555
GLASS FRONT HALF DOORS/SOLID REAR DOORS									
STR1RPT-2HG-1S-HC	2 fr / 1 bk	3	¼	3.8	N/A	27½ x 36½ x 77¾	24,387	19,749	14,739
STR2RPT-4HG-2S-HC	4 fr / 2 bk	6	½	5.9	N/A	52½ x 36½ x 77¾	33,973	27,513	20,575
COMBINATION FRONT HALF DOORS/SOLID REAR DOORS									
STR1RPT-1HG/1HS-1S-HC	2 fr / 1 bk	3	¼	3.8	N/A	27½ x 36½ x 77¾	23,788	19,265	14,383
STR2RPT-2HG/2HS-2S-HC	4 fr / 2 bk	6	½	5.9	720	52½ x 36½ x 77¾	32,305	26,166	19,529
SOLID FRONT/GLASS REAR DOORS									
STR1RPT-1S-1G-HC	1 fr / 1 bk	3	¼	3.8	N/A	27½ x 36½ x 77¾	23,441	18,987	14,173
STR2RPT-2S-2G-HC	2 fr / 2 bk	6	½	5.9	720	52½ x 36½ x 77¾	32,344	26,196	19,555
SOLID FRONT HALF DOORS/GLASS REAR DOORS									
STR1RPT-2HS-1G-HC	2 fr / 1 bk	3	¼	3.8	N/A	27½ x 36½ x 77¾	25,098	20,331	15,173
STR2RPT-4HS-2G-HC	4 fr / 2 bk	6	½	5.9	N/A	52½ x 36½ x 77¾	34,925	28,283	21,112
GLASS FRONT/GLASS REAR DOORS									
STR1RPT-1G-1G-HC	1 fr / 1 bk	3	¼	3.8	490	27½ x 36½ x 77¾	25,583	20,717	15,464
STR2RPT-2G-2G-HC	2 fr / 2 bk	6	½	5.9	740	52½ x 36½ x 77¾	35,972	29,132	21,746
COMBINATION FRONT HALF DOORS/GLASS REAR DOORS									
STR1RPT-1HG/1HS-1G-HC	2 fr / 1 bk	3	¼	3.8	N/A	27½ x 36½ x 77¾	25,926	21,000	15,672
STR2RPT-2HG/2HS-2G-HC	4 fr / 2 bk	6	½	5.9	775	52½ x 36½ x 77¾	35,928	29,097	21,722
GLASS FRONT HALF DOORS/GLASS REAR DOORS									
STR1RPT-2HG-1G-HC	2 fr / 1 bk	3	¼	3.8	490	27½ x 36½ x 77¾	26,522	21,481	16,034
STR2RPT-4HG-2G-HC	4 fr / 2 bk	6	½	5.9	820	52½ x 36½ x 77¾	37,603	30,453	22,731

† Depth does not include 1½" (39mm) for door handles.
* Height does not include 6½" (156mm) for castors or 6" (153mm) for optional legs.
* Height does not include ¼" (7mm) for system mechanical components.
Note: Crated weight listed on the chart is for STR model, STA & STG versions may have different weights.

VLD VERTICAL LED LIGHTING MODELS

Model	STR List Price	STA List Price	STG List Price
GLASS DOORS			
STR1RPTVLD-1G-1S-HC	24,099	19,645	14,831
STR2RPTVLD-2G-2S-HC	33,754	27,606	20,965
GLASS HALF DOORS			
STR1RPTVLD-2HG-1S-HC	25,045	20,407	15,397
STR2RPTVLD-4HG-2S-HC	35,383	28,923	21,985

Note: Specifications are the same as standard models, just vertical LED Lighting added.
Note: Not available for freezers, rear non-control side on pass-thru models, heated cabinets, dual-temperature models, reverse hinging units, tray slides, or Security options.



Vertical LED Lighting

STR/STA/STG REACH-IN & PASS-THRU FREEZERS

Solid & Glass, Full & Half Doors



STRIF-1S-HC

STR2F-2S-HC



STRIF-2HS-HC

STR2F-4HS



STRIFPT-1S-1S

STRIFPT-2HS-2HS

Features/Benefits

- STR Series Shelving - (1) interior kit option included per full section at no charge. (4) different interior kits available. See "Spec Series" accessory pages for details.
- STA Series Shelving - (3) heavy-duty, chrome-plated wire shelves per section; (4) different interior kits available. See "Spec Series" accessory pages for details.
- STG Series Shelving - (3) heavy-duty, PVC-coated, wire shelves per section; (4) different interior kits available. See "Spec Series" accessory pages for details.
- Pilasters and tray slides/shelving are factory installed at no charge on STR units.
- Factory balanced, environmentally-friendly R290 Hydrocarbon forced-air refrigeration system on "HC" models. R404A refrigerant on non "HC" models.
- Maintains cabinet -10°F (-23.3°C) temperatures. Ideal for both frozen foods and ice cream.
- State-of-the-art, electronically commutated evaporator and condenser fan motors. ECM motors operate at higher peak efficiencies, produce less heat and move a more consistent volume of air; all of these reduce energy consumption and provides greater motor reliability.
- Automatic defrost system time-initiated, temperature-terminated. Saves energy consumption and provides shortest possible defrost cycle.
- Automatic evaporator fan motor delay during defrost cycle.
- STR & STA Series Exterior - Stainless steel door, front & sides.
- STG Series Exterior - stainless steel doors & front, with matching aluminum sides.
- STR Series Interior - Stainless steel side walls, back, floor, door liner, & ceiling.
- STA & STG Series Interior - Aluminum side walls & back. Stainless steel floor & ceiling.
- Lifetime guaranteed heavy-duty, all metal working door handles.
- Lifetime guaranteed bolt style door locks.
- Positive seal self-closing door with 120° stay open feature. Lifetime guaranteed external cam lift door hinges, four (4) per door section.
- Exterior digital temperature display standard for easy visibility.
- LED interior lighting, safety shielded.
- Energy efficient, "Low-E", thermal insulated glass on glass door models.
- Extruded, aluminum door frames on glass doors.
- 5" (127 mm) diameter plate castors - locks provided on front set.
- Top mounted unit positioned out of food zone to maximize storage capacity.
- Self-contained system.

STR/STA/STG REACH-IN FREEZERS

Model	# of Doors	# of Shelves STA/STG Models	HP	Amps	Crated Weight	Cabinet Dimensions W D† H*	STR List Price	STA List Price	STG List Price
SOLID DOORS									
STR1F-1S-HC	1	3	½	6.0	450	27½ x 33¾ x 77¾	20,128	16,798	10,894
STR2F-2S-HC	2	6	1¼	9.4	675	52½ x 33¾ x 77¾	27,697	23,107	15,258
STR3F-3S	3	9	2¾	8.3	890	77¾ x 33¾ x 77¾	34,697	28,941	20,063
SOLID HALF DOORS									
STR1F-2HS-HC	2	3	½	6.0	410	27½ x 33¾ x 77¾	20,751	17,353	11,439
STR2F-4HS-HC	4	6	1¼	9.4	704	52½ x 33¾ x 77¾	28,824	24,090	16,785
STR3F-6HS	6	9	2¾	8.3	N/A	77¾ x 33¾ x 77¾	36,794	30,691	21,277
GLASS DOORS									
STR1F-1G-HC	1	3	1	8.9	505	27½ x 33¾ x 77¾	22,259	19,373	12,748
GLASS HALF DOORS									
STR1F-2HG-HC	2	3	1	8.9	505	27½ x 33¾ x 77¾	23,369	20,341	13,385

† Depth does not include 1½" (39mm) for door handles.
* Height does not include 6½" (156mm) for castors or 6" (153mm) for optional legs.
* Height does not include ¼" (7mm) for system mechanical components.
‡ Require 208-230/60 Hz, single phase, NEMA 6-15R.
Note: Crated weight listed on the chart is for STR model, STA & STG versions may have different weights.

STR/STA/STG PASS-THRU FREEZERS

Model	# of Doors	# of Shelves STA/STG Models	HP	Amps	Crated Weight	Cabinet Dimensions W D† H*	STR List Price	STA List Price	STG List Price
SOLID DOORS									
STR1FPT-1S-1S	1 fr / 1 bk	3	¾	8.7	410	27½ x 36½ x 77¾	25,068	20,907	14,495
SOLID HALF DOORS									
STR1FPT-2HS-2HS	2 fr / 2 bk	3	¾	8.7	N/A	27½ x 36½ x 77¾	28,374	23,673	16,403

† Depth does not include 1½" (39mm) for door handles.
* Height does not include 6½" (156mm) for castors or 6" (153mm) for optional legs.
* Height does not include ¼" (7mm) for system mechanical components.
Note: Crated weight listed on the chart is for STR model, STA & STG versions may have different weights.

STR/STA/STG DUAL TEMPERATURE

Solid, Full & Half Doors



STR1DT-2HS-HCSTR2DT-2S



STR1DTA-2HS-HCSTR2DT-4HS

Features/Benefits

- STR Series Shelving - (1) interior kit option included per full section at no charge. (4) different interior kits available. See "Spec Series" accessory pages for details.
- STA Series Shelving - (3) heavy-duty, chrome-plated wire shelves per section; (4) different interior kits available. See "Spec Series" accessory pages for details.
- STG Series Shelving - (3) heavy-duty, PVC-coated, wire shelves per section; (4) different interior kits available. See "Spec Series" accessory pages for details.
- Pilasters and tray slides/shelving are factory installed at no charge on STR units.
- Factory balanced, environmentally-friendly R290 Hydrocarbon forced-air refrigeration system.
- Refrigerator section holds 33°F to 38°F (0.5°C to 3.3°C) temperature. Freezer section holds -10°F (-23.3°C).
- State-of-the-art, electronically commutated evaporator and condenser fan motors. ECM motors operate at higher peak efficiencies, produce less heat and move a more consistent volume of air; all of these reduce energy consumption and provides greater motor reliability.
- STR & STA Series Exterior - Stainless steel door, front & sides.
- STG Series Exterior - stainless steel doors & front, with matching aluminum sides.
- STR Series Interior - Stainless steel side walls, back, floor, door liner, & ceiling.
- STA & STG Series Interior - Aluminum side walls & back. Stainless steel floor & ceiling.
- Lifetime guaranteed heavy-duty, all metal working door handles.
- Lifetime guaranteed bolt style door locks.
- Positive seal self-closing door with 120° stay open feature. Lifetime guaranteed external cam lift door hinges, four (4) per door section.
- Exterior digital temperature display standard for easy visibility.
- LED interior lighting, safety shielded.
- Energy efficient, "Low-E", thermal insulated glass on glass door models.
- Extruded, aluminum door frames on glass doors.
- 5" (127 mm) diameter plate castors - locks provided on front set.
- Top mounted unit positioned out of food zone to maximize storage capacity.
- Self-contained system.

STR/STA/STG DUAL TEMPERATURE

Model	# of Doors	# of Shelves STA/STG Models	HP Ref. - Frz.		Amps	Crated Weight	Cabinet Dimensions W D† H*	STR List Price	STA List Price	STG List Price
SOLID FULL & HALF DOORS										
STR1DT-2HS-HC	2	3	1/10	1/4	3.7	425	27½ x 33¾ x 77¾	22,678	18,488	13,398
STR1DTA-2HS-HC	2	3	1/10	1/4	3.7	425	27½ x 33¾ x 77¾	22,678	18,488	13,398
STR2DT-2S	2	6	1/3	1/2	12.0	765	52½ x 33¾ x 77¾	29,821	24,302	17,611
STR2DT-4HS	4	6	1/3	1/2	11.6	N/A	52½ x 33¾ x 77¾	31,382	25,613	18,556

† Depth does not include 1½" (39mm) for door handles.
* Height does not include 6⅞" (156mm) for castors or 6" (153mm) for optional legs.
* Height does not include ¾" (7mm) for system mechanical components.
Note: Crated weight listed on the chart is for STR model, STA & STG versions may have different weights.

STR/STA/STG REACH-IN & PASS-THRU HEATED CABINETS

Solid & Glass, Full & Half Doors



STR1H-1S STR2H-2S



STR1H-2HS STR2H-2G



STR1HPT-1S-1S STR2HPT-2G-2S

Features/Benefits

- STR Series Shelving - (1) interior kit option included per full section at no charge. (4) different interior kits available. See "Spec Series" accessory pages for details.
- STA Series Shelving - (3) heavy-duty, chrome-plated wire shelves per section; (4) different interior kits available. See "Spec Series" accessory pages for details.
- STG Series Shelving - (3) heavy-duty, PVC-coated, wire shelves per section; (4) different interior kits available. See "Spec Series" accessory pages for details.
- Pilasters and tray slides/shelving are factory installed at no charge on STR units.
- Cabinet designed to provide holding temperatures of 140°F to 180°F (60°C to 82.2°C). Heating system controlled by exterior on/off switch and electronic temperature control.
- One (1) stainless steel (for corrosion resistance) heating element per section for uniform generation of electric heat. 1500 Watts per heating element.
- STR & STA Series Exterior - Stainless steel door, front & sides.
- STG Series Exterior - stainless steel doors & front, with matching aluminum sides.
- STR Series Interior - Stainless steel side walls, back, floor, door liner, & ceiling.
- STA & STG Series Interior - Aluminum side walls & back. Stainless steel floor & ceiling.
- Lifetime guaranteed heavy-duty, all metal working door handles.
- Lifetime guaranteed bolt style door locks.
- Positive seal self-closing door with 120° stay open feature. Lifetime guaranteed external cam lift door hinges, four (4) per door section.
- Exterior digital temperature display standard for easy visibility.
- LED interior lighting, safety shielded.
- ANSI/NSF Standard 4 compliant for open food product.
- Energy efficient, "Low-E", thermal insulated glass on glass door models.
- Extruded, aluminum door frames on glass doors.
- 5" (127 mm) diameter plate castors - locks provided on front set.
- Top mounted unit positioned out of food zone to maximize storage capacity.
- Self-contained system.

STR/STA/STG REACH-IN HEATED CABINETS

Model	# of Doors	# of Shelves STA/STG Models	Watts	Crated Weight	Cabinet Dimensions W D† H*	STR List Price	STA List Price	STG List Price
SOLID DOORS								
STR1H-1S ‡	1	3	1500	350	27½ x 33¾ x 77¾	13,780	11,163	8582
STR2H-2S ‡‡	2	6	3000	570	52½ x 33¾ x 77¾	18,457	14,386	11,059
SOLID HALF DOORS								
STR1H-2HS ‡	2	3	1500	385	27½ x 33¾ x 77¾	15,299	12,396	9526
STR2H-4HS ‡‡	4	6	3000	650	52½ x 33¾ x 77¾	20,833	16,240	12,484
GLASS DOORS								
STR1H-1G ‡	1	3	1500	N/A	27½ x 33¾ x 77¾	15,739	12,754	10,094
STR2H-2G ‡‡	2	6	3000	N/A	52½ x 33¾ x 77¾	21,796	16,994	13,456
GLASS HALF DOORS								
STR1H-2HG ‡	2	3	1500	N/A	27½ x 33¾ x 77¾	16,608	13,452	10,648
STR2H-4HG ‡‡	4	6	3000	N/A	52½ x 33¾ x 77¾	23,301	18,163	14,383

† Depth does not include 1½" (39mm) for door handles.
 * Height does not include 6½" (156mm) for castors or 6" (153mm) for optional legs.
 * Height does not include ¼" (7mm) for system mechanical components.
 ‡ Requires 208-240/60 single phase, 15 amp dedicated outlet for single section heated cabinets.
 ‡‡ Requires 208-240/60 single phase, 20 amp dedicated circuit for two section heated cabinets. Two section heated cabinets require hard wiring.
 Note: Crated weight listed on the chart is for STR model, STA & STG versions may have different weights.

STR/STA/STG PASS-THRU HEATED CABINETS

Model	# of Doors	# of Shelves STA/STG Models	Watts	Crated Weight	Cabinet Dimensions W D† H*	STR List Price	STA List Price	STG List Price
SOLID FRONT/SOLID REAR DOORS								
STR1HPT-1S-1S ‡	1 fr / 1 bk	3	1500	N/A	27½ x 36½ x 77¾	19,276	16,556	12,364
STR2HPT-2S-2S ‡‡	2 fr / 2 bk	6	3000	680	52½ x 36½ x 77¾	25,446	21,229	16,319
GLASS FRONT/SOLID REAR DOORS								
STR1HPT-1G-1S ‡	1 fr / 1 bk	3	1500	N/A	27½ x 36½ x 77¾	21,100	18,119	13,530
STR2HPT-2G-2S ‡‡	2 fr / 2 bk	6	3000	650	52½ x 36½ x 77¾	29,111	24,284	18,672

† Depth does not include 1½" (39mm) for door handles (each side).
 * Height does not include 6½" (156mm) for castors or 6" (153mm) for optional legs. * Height does not include ¼" (7mm) for system mechanical components.
 ‡ Requires 208-240/60 single phase, 15 amp dedicated outlet for single section heated cabinets.
 ‡‡ Requires 208-240/60 single phase, 20 amp dedicated circuit for two section heated cabinets. Two section heated cabinets require hard wiring.
 Note: Crated weight listed on the chart is for STR model, STA & STG versions may have different weights.

STR/STA/STG ROLL-IN & ROLL-THRU REFRIGERATORS & FREEZERS

Solid & Glass, Full Doors



STR1RRI-1S

STR2RRI-2S



STR1RRI-1G

STR2RRI-2G



STR1RRT-1S-1S

STR2RRT-2G-2S

Features/Benefits

- Accepts roll-in rack (inboard castor) with maximum dimensions of 27"W x 29"D x 66"H (686mm x 737mm x 1,677mm). STR/STA/STG1RRI89-1S and STR/STA/STG2RRI89-2S accept roll-in rack (inboard castor) with maximum dimensions of 27"W x 29"D x 72"H (686mm x 737mm x 1,829mm)(supplied by others).
- One (1) heavy gauge stainless steel ramp per door.
- Factory engineered, self-contained, refrigeration system with capillary tube using environmentally-friendly (CFC free) 134A refrigerant.
- Maintains cabinet temperatures of 33°F to 38°F (.5°C to 3.3°C) for the best in food preservation.
- State-of-the-art, electronically commutated evaporator and condenser fan motors. ECM motors operate at higher peak efficiencies, produce less heat and move a more consistent volume of air; all of these reduce energy consumption and provides greater motor reliability.
- STR & STA Series Exterior - Stainless steel door, front & sides.
- STG Series Exterior - stainless steel doors & front, with matching aluminum sides.
- STR Series Interior - Stainless steel side walls, back, floor, door liner, & ceiling.
- STA & STG Series Interior - Aluminum side walls & back. Stainless steel floor & ceiling.
- Lifetime guaranteed heavy-duty, all metal working door handles.
- Lifetime guaranteed bolt style door locks.
- Positive seal self-closing door with 120° stay open feature. Lifetime guaranteed external cam lift door hinges, Three (3) per door section.
- Exterior digital temperature display standard for easy visibility.
- Incandescent interior lighting.
- Energy efficient, "Low-E", thermal insulated glass on glass door models.
- Extruded, aluminum door frames on glass doors.
- Top mounted unit positioned out of food zone to maximize storage capacity.
- Self-contained system.

Roll-In Freezer Models Feature...

- Factory engineered, self-contained, refrigeration system with capillary tube using environmentally-friendly (CFC free) R404A refrigerant.
- An ideal -10°F (-23.3°C) for roll-in racks supporting frozen food and ice cream.
- Automatic defrost system time-initiated, temperature-terminated.
- Automatic evaporator fan motor delay during defrost cycle.

STR/STA/STG ROLL-IN REFRIGERATORS

Model	# of Doors	HP	Amps	Crated Weight	Cabinet Dimensions W D† H*	STR List Price	STA List Price	STG List Price
SOLID DOORS								
STR1RRI-1S	1	½	8.9	480	35 x 34¾ x 83¾	16,540	13,796	10,302
STR2RRI-2S	2	½	11.8	755	68 x 34¾ x 83¾	24,856	19,959	14,901
GLASS DOORS								
STR1RRI-1G	1	½	8.9	N/A	35 x 34¾ x 83¾	18,571	15,827	11,964
STR2RRI-2G	2	½	11.8	N/A	68 x 34¾ x 83¾	28,921	24,020	18,224
SOLID DOORS 89" HIGH								
STR1RRI89-1S	1	½	8.9	450	35 x 34¾ x 88¾	21,185	17,018	12,699
STR2RRI89-2S	2	½	11.8	790	68 x 34¾ x 88¾	29,237	23,480	17,526

† Depth does not include 4¼" (108 mm) for ramp.
* Height does not include ¼" (7 mm) for system mechanical components.
Note: Crated weight listed on the chart is for STR model, STA & STG versions may have different weights.

STR/STA/STG ROLL-THRU REFRIGERATORS

Model	# of Doors	HP	Amps	Crated Weight	Cabinet Dimensions W D† H*	STR List Price	STA List Price	STG List Price
SOLID DOORS								
STR1RRT-1S-1S	1 fr / 1 bk	½	8.9	N/A	35 x 37½ x 83¾	22,146	17,784	13,272
STR2RRT-2S-2S	2 fr / 2 bk	½	9.5	870	68 x 37½ x 83¾	32,061	25,744	19,219
GLASS FRONT/SOLID REAR DOORS								
STR1RRT-1G-1S	1 fr / 1 bk	½	8.9	N/A	35 x 37½ x 83¾	24,180	19,815	14,934
STR2RRT-2G-2S	2 fr / 2 bk	½	9.5	N/A	68 x 37½ x 83¾	36,124	29,805	22,540
SOLID DOORS 89" HIGH								
STR1RRT89-1S-1S	1 fr / 1 bk	½	8.9	N/A	35 x 37½ x 88¾	26,151	21,002	15,673
STR2RRT89-2S-2S	2 fr / 2 bk	½	9.5	N/A	68 x 37½ x 88¾	36,465	29,285	21,857

† Depth does not include 4¼" (108 mm) each side for ramps.
* Height does not include ¼" (7 mm) for system mechanical components.
Note: Crated weight listed on the chart is for STR model, STA & STG versions may have different weights.

STR/STA/STG ROLL-IN FREEZERS

Model	# of Doors	HP	Amps	Crated Weight	Cabinet Dimensions W D† H*	STR List Price	STA List Price	STG List Price
SOLID DOORS								
STR1FRI-1S	1	¾	12.0	N/A	35 x 34¾ x 83¾	23,794	20,444	14,172
STR2FRI-2S ‡	2	1½	8.0	N/A	68 x 34¾ x 83¾	34,740	29,850	20,690

† Depth does not include 4¼" (108 mm) for ramp.
* Height does not include ¼" (7 mm) for system mechanical components.
‡ Requires 115/208-230/60/1 Hz, single phase, 15 amp dedicated outlet.
Note: Crated weight listed on the chart is for STR model, STA & STG versions may have different weights.

STR/STA/STG ROLL-IN & ROLL-THRU HEATED CABINETS

Solid, Full Doors



STR1HRI-1S STR2HRI-2S



STR1HRI89-1S STR2HRT-2S-2S



STR1HRT-1S-1S STR1HRT89-1S-1S

Features/Benefits

- Accepts roll-in rack (inboard castor) with maximum dimensions of 27"W x 29"D x 66"H (686mm x 737mm x 1,677mm). STR/STA/STG1RRI89-1S and STR/STA/STG2RRI89-2S accept roll-in rack (inboard castor) with maximum dimensions of 27"W x 29"D x 72"H (686mm x 737mm x 1,829mm)(supplied by others).
- One (1) heavy gauge stainless steel ramp per door.
- Cabinet designed to provide holding temperatures of 140°F to 180°F (60°C to 82.2°C). Heating system controlled by exterior on/off switch and electronic temperature control.
- One (1) stainless steel (for corrosion resistance) heating element per section for uniform generation of electric heat. 1500 Watts per heating element.
- STR & STA Series Exterior - Stainless steel door, front & sides.
- STG Series Exterior - stainless steel doors & front, with matching aluminum sides.
- STR Series Interior - Stainless steel side walls, back, floor, door liner, & ceiling.
- STA & STG Series Interior - Aluminum side walls & back. Stainless steel floor & ceiling.
- Lifetime guaranteed heavy-duty, all metal working door handles.
- Lifetime guaranteed bolt style door locks.
- Positive seal self-closing door with 120° stay open feature. Lifetime guaranteed external cam lift door hinges, Three (3) per door section.
- Exterior digital temperature display standard for easy visibility.
- Incandescent interior lighting.
- ANSI/NSF Standard 4 compliant for open food product.
- Energy efficient, "Low-E", thermal insulated glass on glass door models.
- Extruded, aluminum door frames on glass doors.
- Top mounted unit positioned out of food zone to maximize storage capacity.
- Self-contained system.

STR/STA/STG ROLL-IN HEATED CABINETS

Model	# of Doors	Watts	Crated Weight	Cabinet Dimensions W D† H*	STR List Price	STA List Price	STG List Price
SOLID DOORS							
STR1HRI-1S ‡	1	2000	N/A	35 x 34¾ x 83¾	15,815	12,331	9850
STR2HRI-2S	2	4000	760	68 x 34¾ x 83¾	22,388	17,456	13,936
SOLID DOORS 89" HIGH							
STR1HRI89-1S ‡	1	2000	N/A	35 x 34¾ x 88¾	19,710	15,369	12,274

† Depth does not include 4¼" (108 mm) for ramp.
 * Height does not include ¼" (7 mm) for system mechanical components.
 ‡ Requires 115/208-240/60/1 Hz, single phase, 20 amp dedicated outlet.
 Note: STR/STA/STG2HRI-2S Requires Hard Wiring.
 Note: Crated weight listed on the chart is for STR model, STA & STG versions may have different weights.

STR/STA/STG ROLL-THRU HEATED CABINETS

Model	# of Doors	Watts	Crated Weight	Cabinet Dimensions W D† H*	STR List Price	STA List Price	STG List Price
SOLID DOORS							
STR1HRT-1S-1S ‡	1 fr / 1 bk	2000	585	35 x 37½ x 83¾	20,640	16,092	12,852
STR2HRT-2S-2S	2 fr / 2 bk	4000	825	68 x 37½ x 83¾	29,393	22,913	18,303
SOLID DOORS 89" HIGH							
STR1HRT89-1S-1S ‡	1 fr / 1 bk	2000	585	35 x 37½ x 88¾	24,530	19,130	15,279

† Depth does not include 4¼" (108 mm) for ramp.
 * Height does not include ¼" (7 mm) for system mechanical components.
 ‡ Requires 115/208-240/60/1 Hz, single phase, 20 amp dedicated outlet.
 Note: STR/STA/STG2HRT-2S-2S Requires Hard Wiring.
 Note: Crated weight listed on the chart is for STR model, STA & STG versions may have different weights.

TSSU® is a registered trademark of TRUE MANUFACTURING, CO., INC.

TPP® is a registered trademark of TRUE MANUFACTURING, CO., INC.



TSSU/TFP/TPP

FOOD PREP



scan for video

TSSU SANDWICH/SALAD UNITS

Solid Doors and Drawers



TSSU-27-08-HC



TSSU-48-12-HC



TSSU-60-16D-2-HC



TSSU-72-18-HC



TSSU-60-16-DS-ST-HC

Features/Benefits

- Factory balanced, environmentally-friendly R290 Hydrocarbon forced-air refrigeration system.
 - maintains cold 33°F to 41°F (0.5°C to 5°C) product temperatures.
 - All stainless steel front, top and sides.
 - Stainless steel patented foam insulated cover keeps pans colder to lock in freshness - minimizes condensation.
 - Corrosion resistant GalFan coated steel back.
 - Interior - attractive, NSF approved, clear aluminum sides and top, coved corners and stainless steel floor.
 - 5" (102mm) diameter castors standard equipment (legs available).
 - Swing doors are self-closing with 90 degree stay open feature.
 - Recessed handles.
 - Extra deep 11¾" (299mm) full length removable cutting board. Versatile, sanitary, white polyethylene cutting boards provide tough surface. Large comfortable working area.
 - Adjustable, heavy-duty, PVC-coated wire shelves (not available in drawered models).
 - Standard full set of (1/6 size) 6⅞"L x 6¼"W x 4"D (175mm x 159mm x 102mm) NSF/ANSI approved, clear polycarbonate insert pans included (positioned in countertop). Also accommodates six and eight inch deep pans (drawered models will not accommodate 8" (204mm) deep condiment pans).
 - Available with optional 19" (483mm) white polyethylene or composite cutting board, crumb catcher or overself (19" (483mm) cutting boards exclude dual sided & drawered models).
 - ADA compliant models with 34" work surface height available.
 - All production of True models comply with NSF/ANSI standard 7.
- Dual Sided Model has...**
- Food prep access from both sides for high volume access along with the space efficiency of an island prep table.
- Standard with 11¾" (299mm) white polyethylene cutting board.
- Drawer Models have...**
- Accommodate one 12"L x 20"W x 6"D (305mm x 508mm x 153mm) pan per drawer (drawer pans are not included). (48" (1,220mm) models accommodate one 12"L x 18"W x 6"D (305mm x 458mm x 153mm) food storage box or one 1/3 size and one 1/2 size pan per drawer; not included).
 - Door/drawer combination models require customer to designate door/drawer orientation.

TSSU SANDWICH/SALAD UNITS

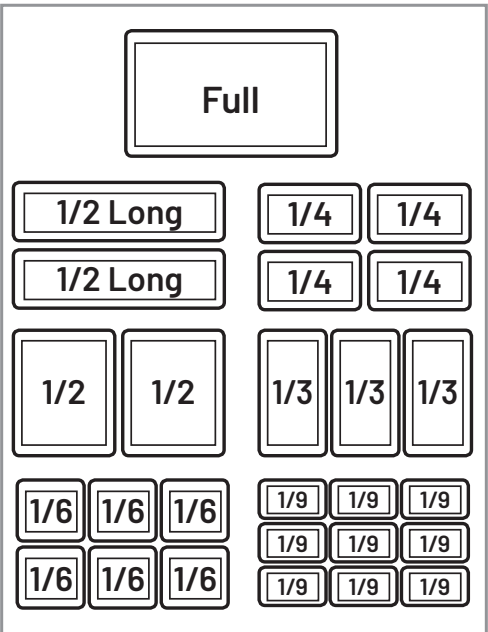
Model	Doors/Drawers	# of Shelves	# of Pans (Top)	HP	Amps	Crated Weight	Cabinet Dimensions W** D† H*	List Price
WITH DOORS								
TSSU-27-08-HC	1/0	2	8	½	3.5	225	27⅞ x 30⅞ x 36¾	5602
TSSU-36-08-HC	2/0	4	8	¼	4.5	255	36⅞ x 30⅞ x 36¾	7565
TSSU-48-08-HC	2/0	4	8	½	5.8	295	48⅞ x 30⅞ x 36¾	7817
TSSU-48-10-HC	2/0	4	10	½	5.8	300	48⅞ x 30⅞ x 36¾	8338
TSSU-48-12-HC	2/0	4	12	½	5.8	340	48⅞ x 30⅞ x 36¾	8627
TSSU-60-08-HC	2/0	4	8	½	6.5	340	60⅞ x 30⅞ x 36¾	8976
TSSU-60-10-HC	2/0	4	10	½	6.5	365	60⅞ x 30⅞ x 36¾	9047
TSSU-60-12-HC	2/0	4	12	½	6.5	375	60⅞ x 30⅞ x 36¾	9116
TSSU-60-16-HC	2/0	4	16	½	6.5	360	60⅞ x 30⅞ x 36¾	9187
TSSU-72-08-HC	3/0	6	8	½	7.2	435	72⅞ x 30⅞ x 36¾	10,376
TSSU-72-10-HC	3/0	6	10	½	7.2	435	72⅞ x 30⅞ x 36¾	10,464
TSSU-72-12-HC	3/0	6	12	½	7.2	445	72⅞ x 30⅞ x 36¾	10,552
TSSU-72-16-HC	3/0	6	16	½	7.2	440	72⅞ x 30⅞ x 36¾	10,638
TSSU-72-18-HC	3/0	6	18	½	7.2	445	72⅞ x 30⅞ x 36¾	10,823
WITH DRAWERS OR DOOR/DRAWER COMBO								
TSSU-27-08D-2-HC	0/2	N/A	8	½	3.5	225	27⅞ x 30⅞ x 36¾	8005
TSSU-48-12D-2-HC	1/2	2	12	½	5.8	340	48⅞ x 30⅞ x 36¾	11,031
TSSU-48-12D-4-HC	0/4	N/A	12	½	5.8	340	48⅞ x 30⅞ x 36¾	13,433
TSSU-60-16D-2-HC	1/2	2	16	½	6.5	405	60⅞ x 30⅞ x 36¾	11,587
TSSU-60-16D-4-HC	0/4	N/A	16	½	6.5	420	60⅞ x 30⅞ x 36¾	13,997
DUAL SIDED WITH DOORS								
TSSU-60-16-DS-ST-HC	2/0	4	16	½	6.5	425	60⅞ x 38¾ x 31¾	10,865

All models listed are available with optional crumb catcher.
All models listed are available with optional 19" (483mm) cutting board (excludes drawered models).
† Depth does not include 1" (26mm) for rear bumpers.
* Height does not include 6¼" (159mm) for castors or 6" (153mm) for optional legs. Height for all units are with the lid(s) closed.
** Width dimension does not include ½" (4mm) (each side) for lid pins, TSSU-27's only.
note: Door/drawer combination cabinets require customer to designate door/drawer orientation.

TSSU PAN DIVIDERS

Description	Standard	Dimensions
Pan Dividers For Condiment Pans (top of cabinet)		
TSSU-27-08-HC	✓	1" D x 25" W
TSSU-27-08-HC		⅞" D x 25" W
TSSU-27-08-HC		⅞" D x 25" W
TSSU Non-Mega		1⅝" D x 12⅝" W
TSSU Non-Mega	✓	2⅞" D x 12⅝" W
TSSU Non-Mega		1" D x 12⅝" W

PAN CONFIGURATION



Incremental pan sizes designed to fit in full size pan opening in many different variations.

TSSU MEGA-TOP SANDWICH/SALAD UNITS

Solid Doors



TSSU-27-12M-B-HC



TSSU-36-12M-B-HC



TSSU-48-18M-B-HC



TSSU-60-24M-B-ST-HC



TSSU-72-30M-B-ST-FGLID-HC

Features/Benefits

- Factory balanced, environmentally-friendly R290 Hydrocarbon forced-air refrigeration system.
 - maintains cold 33°F to 41°F (0.5°C to 5°C) product temperatures.
 - All stainless steel front, top and sides.
 - Stainless steel patented foam insulated cover keeps pans colder to lock in freshness - minimizes condensation.
 - Corrosion resistant GalFan coated steel back.
 - Interior - attractive, NSF approved, clear aluminum sides and top, coved corners and stainless steel floor.
 - 5" (102mm) diameter castors standard equipment (legs available).
 - Swing doors are self-closing with 90 degree stay open feature.
 - Recessed handles.
 - 8⅞" (226mm) deep full length removable cutting board. Versatile, sanitary, white polyethylene cutting boards provide tough surface. Large comfortable working area.
 - Adjustable, heavy-duty, PVC-coated wire shelves.
 - Standard (1/6 size) 6⅞"L x 6¼"W x 4"D (175mm x 159mm x 102mm) clear polycarbonate insert pans included. Also accommodates six and eight inch deep pans (except M-C model). (TSSU-27-12M-B-HC standard with nine 1/6 and three 1/9 size pans; TSSU-27-12M-C-HC standard with twelve 1/6 size pans); positioned in countertop.
 - Swing doors are self-closing with 90 degree stay open feature.
 - ADA compliant models with 34" work surface height available.
 - All production of True models comply with NSF/ANSI standard 7.
- Dual Sided Models have...**
- Food prep access from both sides for high volume access along with the space efficiency of an island prep table.
 - Standard with 11¾" (299mm) white polyethylene cutting board.
- FGLID Models have...**
- Heavy-duty flat glass lid keeps pan temperatures colder and locks in freshness while enabling maximum product visibility.

TSSU MEGA-TOP SANDWICH/SALAD UNITS

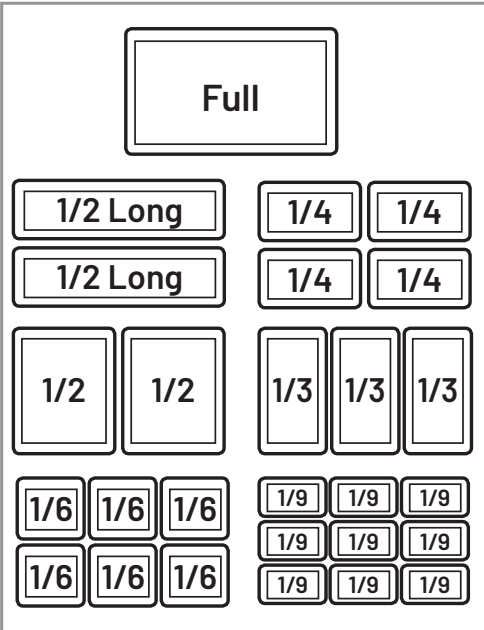
Model	Doors / Dawsers	# of Shelves	# of Pans (Top)	HP	Amps	Crated Weight	Cabinet Dimensions W** D† H*	List Price
WITH DOORS								
TSSU-27-12M-B-HC	1/0	2	12	⅓	3.5	225	27⅞ x 34⅞ x 40⅞	6697
TSSU-27-12M-C-HC	1/0	2	12	⅓	3.5	225	27⅞ x 34⅞ x 40⅞	6697
TSSU-36-12M-B-HC	2/0	4	12	¼	4.5	255	36⅞ x 34⅞ x 40⅞	8687
TSSU-48-12M-B-HC	2/0	4	12	⅓	5.8	340	48⅞ x 34⅞ x 40⅞	9580
TSSU-48-15M-B-HC	2/0	4	15	⅓	5.8	310	48⅞ x 34⅞ x 40⅞	9678
TSSU-48-18M-B-HC	2/0	4	18	⅓	5.8	310	48⅞ x 34⅞ x 40⅞	9765
TSSU-60-12M-B-HC	2/0	4	12	⅓	6.5	370	60⅞ x 34⅞ x 40⅞	10,540
TSSU-60-15M-B-HC	2/0	4	15	⅓	6.5	370	60⅞ x 34⅞ x 40⅞	10,633
TSSU-60-18M-B-HC	2/0	4	18	⅓	6.5	385	60⅞ x 34⅞ x 40⅞	10,670
TSSU-60-24M-B-ST-HC	2/0	4	24	⅓	6.5	385	60⅞ x 34⅞ x 40⅞	10,835
TSSU-72-12M-B-HC	3/0	6	12	½	7.2	440	72⅞ x 34⅞ x 40⅞	12,028
TSSU-72-15M-B-HC	3/0	6	15	½	7.2	445	72⅞ x 34⅞ x 40⅞	12,097
TSSU-72-18M-B-HC	3/0	6	18	½	7.2	445	72⅞ x 34⅞ x 40⅞	12,166
TSSU-72-24M-B-ST-HC	3/0	6	24	½	7.2	455	72⅞ x 34⅞ x 40⅞	12,372
TSSU-72-30M-B-ST-HC	3/0	6	30	½	7.2	470	72⅞ x 34⅞ x 40⅞	12,505
DUAL SIDED WITH DOORS								
TSSU-60-24M-B-DS-ST-HC	2/0	4	24	⅓	6.5	420	60⅞ x 40⅞ x 31⅞	12,396
TSSU-72-30M-B-DS-ST-HC	3/0	6	30	½	7.2	490	72⅞ x 41⅞ x 31⅞	14,172
FLAT GLASS LID WITH DOORS								
TSSU-48-18M-B-FGLID-HC	2/0	4	18	⅓	5.8	310	48⅞ x 34⅞ x 31⅞	13,449
TSSU-60-24M-B-ST-FGLID-HC	2/0	4	24	⅓	6.5	385	60⅞ x 34⅞ x 31⅞	14,686
TSSU-72-30M-B-ST-FGLID-HC	3/0	6	30	½	7.2	470	72⅞ x 34⅞ x 31⅞	16,525

† Depth does not include 1" for rear bumpers.
* Height does not include 6¼" (159mm) for castors or 6" (153mm) for optional legs. Height for all units are with the lid(s) closed.
** Width dimension does not include ⅛" (4mm) (each side) for lid pins, TSSU-27's only.
Note: M-B model standard with nine ⅓ and three <1/9> size pans.

TSSU PAN DIVIDERS

Description	Standard	Dimensions
Pan Dividers For Condiment Pans (top of cabinet)		
TSSU Mega	✓	1" D x 20⅞" W
TSSU Mega		1⅝" D x 20⅞" W
TSSU Mega		⅞" D x 20⅞" W

PAN CONFIGURATION



Incremental pan sizes designed to fit in full size pan opening in many different variations.

TSSU~SPEC3 SANDWICH/SALAD UNITS

Solid Doors and Drawers



TSSU-27-08D-2-HC~SPEC3



TSSU-48-12-HC~SPEC3



TSSU-60-18M-B-HC~SPEC3



TSSU-72-24M-B-ST-HC~SPEC3



TSSU-60-24M-B-ST-FGLID-HC~SPEC3

Features/Benefits

- Factory balanced, environmentally-friendly R290 Hydrocarbon forced-air refrigeration system.
 - Maintains cold 33°F to 41°F (0.5°C to 5°C) product temperatures.
 - All stainless steel front, countertop, sides, and back.
 - Stainless steel patented foam insulated cover keeps pans colder to lock in freshness - minimizes condensation.
 - Interior features stainless steel liner and stainless steel floor with coved corners.
 - Heavy-duty top and 20 gauge door and drawer fronts.
 - Lifetime-guaranteed heavy duty all metal working spec door/drawer handles.
 - 5" (102mm) diameter castors standard equipment (legs available).
 - Swing doors are self-closing with 90 degree stay open feature.
 - Extra deep 11¾" (299mm) full length removable cutting board on standard models. Versatile, sanitary, white polyethylene cutting boards provide tough surface. Large comfortable working area.
 - 8⅞" (226mm) deep full length removable cutting board on Mega-Top models. Versatile, sanitary, white polyethylene cutting boards provide tough surface. Large comfortable working area.
 - Exterior digital temperature control and display.
 - Door and drawer locks standard.
 - Heavy-duty stainless steel drawer slides and rollers are removable without tools for easy cleaning on drawer models.
 - Adjustable, heavy-duty, gray PVC-coated wire shelves (not available in drawered models).
 - Available with optional white polyethylene or composite cutting board, crumb catcher or overshelf cutting boards exclude dual sided & drawered models).
 - ADA compliant models with 34" work surface height available.
 - All production of True models comply with NSF/ANSI standard 7.
- Dual Sided Model has...**
- Food prep access from both sides for high volume access along with the space efficiency of an island prep table.
 - Standard with 11¾" (299mm) white polyethylene cutting board.
- Drawer Models have...**
- Accommodate one 12"L x 20"W x 6"D (305mm x 508mm x 153mm) pan per drawer (drawer pans are not included). (48" (1,220mm) models accommodate one 12"L x 18"W x 6"D (305mm x 458mm x 153mm) food storage box or one 1/3 size and one 1/2 size pan per drawer; not included).
 - Door/drawer combination models require customer to designate door/drawer orientation.
- FGLID Models have...**
- Heavy-duty flat glass lid keeps pan temperatures colder and locks in freshness while enabling maximum product visibility.

TSSU~SPEC3 SANDWICH/SALAD UNITS

Model	Doors/Drawers	# of Shelves	# of Pans (Top)	HP	Amps	Crated Weight	Cabinet Dimensions W D† H*	List Price
WITH DOORS								
TSSU-27-08-HC~SPEC3	1/0	2	8	½	3.5	215	27¾ x 30½ x 36¾	6386
TSSU-36-08-HC~SPEC3	2/0	4	8	¼	4.5	TBD	36¾ x 30½ x 36¾	8625
TSSU-48-08-HC~SPEC3	2/0	4	8	½	5.8	TBD	48¾ x 30½ x 36¾	8911
TSSU-48-10-HC~SPEC3	2/0	4	10	½	5.8	TBD	48¾ x 30½ x 36¾	9505
TSSU-48-12-HC~SPEC3	2/0	4	12	½	5.8	290	48¾ x 30½ x 36¾	9835
TSSU-60-08-HC~SPEC3	2/0	4	8	½	6.5	TBD	60¾ x 30½ x 36¾	10,232
TSSU-60-10-HC~SPEC3	2/0	4	10	½	6.5	TBD	60¾ x 30½ x 36¾	10,314
TSSU-60-12-HC~SPEC3	2/0	4	12	½	6.5	TBD	60¾ x 30½ x 36¾	10,392
TSSU-60-16-HC~SPEC3	2/0	4	16	½	6.5	375	60¾ x 30½ x 36¾	10,472
TSSU-72-08-HC~SPEC3	3/0	6	8	½	7.2	TBD	72¾ x 30½ x 36¾	11,829
TSSU-72-10-HC~SPEC3	3/0	6	10	½	7.2	TBD	72¾ x 30½ x 36¾	11,928
TSSU-72-12-HC~SPEC3	3/0	6	12	½	7.2	TBD	72¾ x 30½ x 36¾	12,029
TSSU-72-16-HC~SPEC3	3/0	6	16	½	7.2	TBD	72¾ x 30½ x 36¾	12,128
TSSU-72-18-HC~SPEC3	3/0	6	18	½	7.2	TBD	72¾ x 30½ x 36¾	12,339
WITH DRAWERS OR DOOR/DRAWER COMBO								
TSSU-27-08D-2-HC~SPEC3	0/2	N/A	8	½	3.5	TBD	27¾ x 30½ x 36¾	9125
TSSU-48-12D-2-HC~SPEC3	1/2	2	12	½	5.8	TBD	48¾ x 30½ x 36¾	12,576
TSSU-48-12D-4-HC~SPEC3	0/4	N/A	12	½	5.8	TBD	48¾ x 30½ x 36¾	15,314
TSSU-60-16D-2-HC~SPEC3	1/2	2	16	½	6.5	TBD	60¾ x 30½ x 36¾	13,208
TSSU-60-16D-4-HC~SPEC3	0/4	N/A	16	½	6.5	TBD	60¾ x 30½ x 36¾	15,957
DUAL SIDED WITH DOORS								
TSSU-60-16-DS-ST-HC~SPEC3	2/0	4	16	½	6.5	TBD	60¾ x 38¾ x 31¾	12,388

** Width dimension does not include ½" (4mm) (each side) for lid pins, TSSU-27's only.

† Depth does not include 1" (26mm) for rear bumpers.

* Height does not include 6¼" (159mm) for castors or 6" (153mm) for optional legs. Height for all units are with the lid(s) closed.

TSSU MEGA TOP~SPEC3 SANDWICH/SALAD UNITS

Model	Doors/Drawers	# of Shelves	# of Pans (Top)	HP	Amps	Crated Weight	Cabinet Dimensions W D† H*	List Price
WITH DOORS								
TSSU-27-12M-B-HC~SPEC3	1/0	2	12	½	3.5	TBD	27¾ x 34½ x 40¾	7635
TSSU-27-12M-C-HC~SPEC3	1/0	2	12	½	3.5	TBD	27¾ x 34½ x 40¾	7635
TSSU-36-12M-B-HC~SPEC3	2/0	4	12	¼	4.5	TBD	36¾ x 34½ x 40¾	9902
TSSU-48-12M-B-HC~SPEC3	2/0	4	12	½	5.8	TBD	48¾ x 34½ x 40¾	10,919
TSSU-48-15M-B-HC~SPEC3	2/0	4	15	½	5.8	TBD	48¾ x 34½ x 40¾	11,032
TSSU-48-18M-B-HC~SPEC3	2/0	4	18	½	5.8	TBD	48¾ x 34½ x 40¾	11,133
TSSU-60-12M-B-HC~SPEC3	2/0	4	12	½	6.5	TBD	60¾ x 34½ x 40¾	12,017
TSSU-60-15M-B-HC~SPEC3	2/0	4	15	½	6.5	TBD	60¾ x 34½ x 40¾	12,123
TSSU-60-18M-B-HC~SPEC3	2/0	4	18	½	6.5	TBD	60¾ x 34½ x 40¾	12,164
TSSU-60-24M-B-ST-HC~SPEC3	2/0	4	24	½	6.5	TBD	60¾ x 34½ x 40¾	12,353
TSSU-72-12M-B-HC~SPEC3	3/0	6	12	½	7.2	TBD	72¾ x 34½ x 40¾	13,713
TSSU-72-15M-B-HC~SPEC3	3/0	6	15	½	7.2	TBD	72¾ x 34½ x 40¾	13,791
TSSU-72-18M-B-HC~SPEC3	3/0	6	18	½	7.2	TBD	72¾ x 34½ x 40¾	13,870
TSSU-72-24M-B-ST-HC~SPEC3	3/0	6	24	½	7.2	TBD	72¾ x 34½ x 40¾	14,104
TSSU-72-30M-B-ST-HC~SPEC3	3/0	6	30	½	7.2	TBD	72¾ x 34½ x 40¾	14,257
DUAL SIDED WITH DOORS								
TSSU-60-24M-B-DS-ST-HC~SPEC3	2/0	4	24	½	6.5	TBD	60¾ x 40¾ x 31¾	14,133
TSSU-72-30M-B-DS-ST-HC~SPEC3	3/0	6	30	½	7.2	TBD	72¾ x 41¾ x 31¾	16,156
FLAT GLASS LID WITH DOORS								
TSSU-48-18M-B-FGLID-HC~SPEC3	2/0	4	18	½	5.8	TBD	48¾ x 34½ x 31¾	15,331
TSSU-60-24M-B-ST-FGLID-HC~SPEC3	2/0	4	24	½	6.5	TBD	60¾ x 34½ x 31¾	16,743
TSSU-72-30M-B-ST-FGLID-HC~SPEC3	3/0	6	30	½	7.2	TBD	72¾ x 34½ x 31¾	18,839

† Depth does not include 1" for rear bumpers.

* Height does not include 6¼" (159mm) for castors or 6" (153mm) for optional legs. Height for all units are with the lid(s) closed.

** Width dimension does not include ½" (4mm) (each side) for lid pins, TSSU-27's only.

Note: M-B model standard with nine ½ and three «1/9» size pans.

TSSU ADA COMPLIANT PACKAGES

Solid Doors and Drawers



TSSU-27-08-ADA-HC

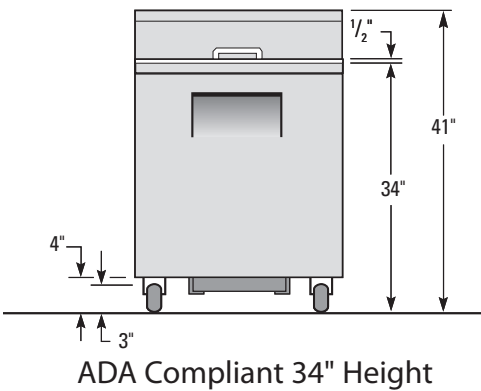
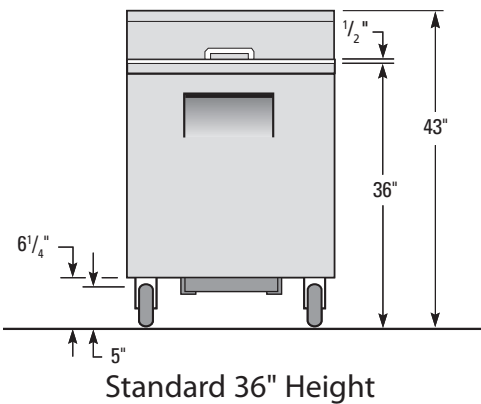


"ADA" models feature 3" (77mm) diameter castors.

Features/Benefits

- True sandwich/salad units are designed to accomodate American Disabilities Act (ADA) requirements.
- ADA Compliant models have 3" (127mm) castors
- ADA Compliant models have 34" (864mm) counter heights.

Plan View Comparison



Note: All dimensions rounded up to the nearest 1/8".

True Sandwich/Salad Units Are Designed To Accomodate American Disabilities Act (ADA) Requirements.

TSSU ADA COMPLIANT PACKAGES

Model	Counter Height	List Price
WITH DOORS		
TSSU-27-08-ADA-HC	34	5602
TSSU-36-08-ADA-HC	34	7565
TSSU-48-08-ADA-HC	34	7817
TSSU-48-10-ADA-HC	34	8338
TSSU-48-12-ADA-HC	34	8627
TSSU-60-08-ADA-HC	34	8976
TSSU-60-10-ADA-HC	34	9047
TSSU-60-12-ADA-HC	34	9116
TSSU-60-16-ADA-HC	34	9187
TSSU-72-08-ADA-HC	34	10,376
TSSU-72-10-ADA-HC	34	10,464
TSSU-72-12-ADA-HC	34	10,552
TSSU-72-16-ADA-HC	34	10,638
TSSU-72-18-ADA-HC	34	10,823
DUAL SIDED WITH DOORS		
TSSU-60-16-DS-ST-ADA-HC	34	10,865
WITH DRAWERS OR DOOR/DRAWER COMBO		
TSSU-27-08D-2-ADA-HC	34	8005
TSSU-48-12D-2-ADA-HC	34	11,031
TSSU-48-12D-4-ADA-HC	34	13,433
TSSU-60-16D-2-ADA-HC	34	11,587
TSSU-60-16D-4-ADA-HC	34	13,997

TSSU ADA COMPLIANT SPEC3 PACKAGES

Model	Counter Height	List Price
WITH DOORS		
TSSU-27-08-ADA-HC~SPEC3	34	6386
TSSU-36-08-ADA-HC~SPEC3	34	8625
TSSU-48-08-ADA-HC~SPEC3	34	8911
TSSU-48-10-ADA-HC~SPEC3	34	9505
TSSU-48-12-ADA-HC~SPEC3	34	9835
TSSU-60-08-ADA-HC~SPEC3	34	10,232
TSSU-60-10-ADA-HC~SPEC3	34	10,314
TSSU-60-12-ADA-HC~SPEC3	34	10,392
TSSU-60-16-ADA-HC~SPEC3	34	10,472
TSSU-72-08-ADA-HC~SPEC3	34	11,829
TSSU-72-10-ADA-HC~SPEC3	34	11,928
TSSU-72-12-ADA-HC~SPEC3	34	12,029
TSSU-72-16-ADA-HC~SPEC3	34	12,128
TSSU-72-18-ADA-HC~SPEC3	34	12,339
WITH DRAWERS OR DOOR/DRAWER COMBO		
TSSU-27-08D-2-ADA-HC~SPEC3	34	9125
TSSU-48-12D-2-ADA-HC~SPEC3	34	12,576
TSSU-48-12D-4-ADA-HC~SPEC3	34	15,314
TSSU-60-16D-2-ADA-HC~SPEC3	34	13,208
TSSU-60-16D-4-ADA-HC~SPEC3	34	15,957
DUAL SIDED WITH DOORS		
TSSU-60-16-DS-ST-ADA-HC~SPEC3	34	12,388

TSSU MEGA-TOP ADA COMPLIANT PACKAGES

Model	Counter Height	List Price
WITH DOORS		
TSSU-27-12M-B-ADA-HC	34	6697
TSSU-27-12M-C-ADA-HC	34	6697
TSSU-36-12M-B-ADA-HC	34	8687
TSSU-48-12M-B-ADA-HC	34	9580
TSSU-48-15M-B-ADA-HC	34	9678
TSSU-48-18M-B-ADA-HC	34	9765
TSSU-60-12M-B-ADA-HC	34	10,540
TSSU-60-15M-B-ADA-HC	34	10,633
TSSU-60-18M-B-ADA-HC	34	10,670
TSSU-60-24M-B-ST-ADA-HC	34	10,835
TSSU-72-12M-B-ADA-HC	34	12,028
TSSU-72-15M-B-ADA-HC	34	12,097
TSSU-72-18M-B-ADA-HC	34	12,166
TSSU-72-24M-B-ST-ADA-HC	34	12,372
TSSU-72-30M-B-ST-ADA-HC	34	12,505
DUAL SIDED WITH DOORS		
TSSU-60-24M-B-DS-ST-ADA-HC	34	12,396
TSSU-72-30M-B-DS-ST-ADA-HC	34	14,172

TSSU MEGA-TOP ADA COMPLIANT SPEC3 PACKAGES

Model	Counter Height	List Price
WITH DOORS		
TSSU-27-12M-B-ADA-HC~SPEC3	34	7635
TSSU-27-12M-C-ADA-HC~SPEC3	34	7635
TSSU-36-12M-B-ADA-HC~SPEC3	34	9902
TSSU-48-12M-B-ADA-HC~SPEC3	34	10,919
TSSU-48-15M-B-ADA-HC~SPEC3	34	11,032
TSSU-48-18M-B-ADA-HC~SPEC3	34	11,133
TSSU-60-12M-B-ADA-HC~SPEC3	34	12,017
TSSU-60-15M-B-ADA-HC~SPEC3	34	12,123
TSSU-60-18M-B-ADA-HC~SPEC3	34	12,164
TSSU-60-24M-B-ST-ADA-HC~SPEC3	34	12,353
TSSU-72-12M-B-ADA-HC~SPEC3	34	13,713
TSSU-72-15M-B-ADA-HC~SPEC3	34	13,791
TSSU-72-18M-B-ADA-HC~SPEC3	34	13,870
TSSU-72-24M-B-ST-ADA-HC~SPEC3	34	14,104
TSSU-72-30M-B-ST-ADA-HC~SPEC3	34	14,257
DUAL SIDED WITH DOORS		
TSSU-60-24M-B-DS-ST-ADA-HC~SPEC3	34	14,133
TSSU-72-30M-B-DS-ST-ADA-HC~SPEC3	34	16,156

True has 3 different widths of spacer bars to accommodate the needs of the end user:

Because plastic and stainless pan manufacturers have different dimensions, widths and sizes, our spacer bars will allow the end user to design almost any pan configuration. See accessory section for pan sizes and configuration.

TFP FOOD PREP UNITS & FOOD PREP UNITS~SPEC3

Solid Doors and Drawers



TFP-32-12M



TFP-48-18M-D-4



TFP-64-24M-FGLID



TFP-72-30M-D-4



TFP-72-30M-SPEC3

Features/Benefits

- Oversized and balanced (134A), refrigeration system, with guided airflow directed to provide uniform temperature in food pans and cabinet interior.
- maintains cold 33°F to 41°F (0.5°C to 5°C) product temperatures.
- All stainless steel front, countertop, sides, and back.
- All stainless steel front, top and sides.
- Interior - attractive, NSF approved, clear aluminum sides and top, coved corners and stainless steel floor.
- Corrosion resistant GalFan coated steel back.
- Adjustable, heavy-duty, PVC-coated wire shelves (not available in drawered sections).
- 8" (204 mm) deep, full length removable cutting board. Sanitary, high-density, NSF approved white polyethylene provides tough preparation surface.
- Doors swing within cabinet dimensions.
- Recessed handles.
- 2½" (64 mm) diameter castors - locks provided on front set.
- Work surface 36" (915mm) high.
- Front breathing.
- Self-contained system.
- NSF/ANSI standard 7 compliant for open food product.
- TFP-32-12M-D-2 & TFP-64-24M-D-4 Each drawer accommodates two (2) full size 12"L x 20"W x 6"D (305 mm x 508 mm x 153 mm) food pan (sold separately). Drawer will support varying size pan configurations with available pan divider bars (drawer pans sold separately).
- TFP-48-18M-D-4 & TFP-72-30M-D-6 Each drawer accommodates one (1) full size 12"L x 20"W x 6"D (305 mm x 508 mm x 153 mm) food pan & three (3) ½ size or six (6) ¼ size & three (3) ½ size pans per drawer (sold separately). Drawer will support varying size pan configurations with available pan divider bars (drawer pans sold separately).
- Door/drawer combination models require customer to designate door/drawer orientation.
- Available with optional single and double over shelves. Consult factory for model specific availability.

SPEC3 Models have...

- All stainless steel front, countertop, sides, and back.
- Interior features stainless steel liner and stainless steel floor with coved corners.
- Heavy-duty top and 20 gauge door and drawer fronts.
- Lifetime-guaranteed heavy duty all metal working spec door/drawer handles.
- Exterior digital temperature control and display.
- Door and drawer locks standard.

TFP FOOD PREP UNITS

Model	Doors/Dawers	# of Shelves	# of Pans (Top)	HP	Amps	Crated Weight	Cabinet Dimensions W D† H*	List Price
WITH DOORS								
TFP-32-12M	1/0	2	12	½	3.3	315	32½ x 31½ x 45¾	7530
TFP-48-18M	2/0	4	18	½	2.9	480	48½ x 31½ x 45¾	10,809
TFP-64-24M	2/0	4	24	½	4.8	570	64½ x 31½ x 45¾	12,135
TFP-72-30M	3/0	6	30	½	5.1	530	72½ x 31½ x 45¾	14,154
WITH DRAWERS OR DOOR/DRAWER COMBO								
TFP-32-12M-D-2	0/2	N/A	12	½	3.3	315	32½ x 31½ x 45¾	8938
TFP-48-18M-D-2	1/2	2	18	½	2.9	480	48½ x 31½ x 45¾	12,718
TFP-48-18M-D-4	0/4	N/A	18	½	2.9	480	48½ x 31½ x 45¾	14,628
TFP-64-24M-D-2	1/2	2	24	½	4.8	570	64½ x 31½ x 45¾	13,995
TFP-64-24M-D-4	0/4	N/A	24	½	4.8	570	64½ x 31½ x 45¾	15,847
TFP-72-30M-D-2	2/2	4	30	½	5.1	635	72½ x 31½ x 45¾	15,812
TFP-72-30M-D-4	1/4	2	30	½	5.1	635	72½ x 31½ x 45¾	17,468
TFP-72-30M-D-6	0/6	N/A	30	½	5.1	635	72½ x 31½ x 45¾	19,146
FLAT GLASS LID WITH DOORS								
TFP-48-18M-FGLID	2/0	4	18	½	2.9	380	48½ x 32¼ x 37¼	14,597
TFP-64-24M-FGLID	2/0	4	24	½	4.8	570	64½ x 32¼ x 37¼	16,093
TFP-72-30M-FGLID	3/0	6	30	½	5.1	530	72½ x 32¼ x 37¼	18,286

† Depth does not include 2" (51mm) for cutting board.
* Height does not include ¾" (19mm) for castors. Height for all units are with the lid(s) closed.
* Height on FGLID models does not include 21¾" (550mm) for open lid. Total height with castors and lid open is 59¾" (1515 mm).

TFP FOOD PREP UNITS~SPEC3

Model	Doors/Dawers	# of Shelves	# of Pans (Top)	HP	Amps	Crated Weight	Cabinet Dimensions W D† H*	List Price
WITH DOORS								
TFP-32-12M~SPEC3	1/0	2	12	½	3.3	TBD	32½ x 31½ x 45¾	8583
TFP-48-18M~SPEC3	2/0	4	18	½	2.9	TBD	48½ x 31½ x 45¾	12,324
TFP-64-24M~SPEC3	2/0	4	24	½	4.8	TBD	64½ x 31½ x 45¾	13,835
TFP-72-30M~SPEC3	3/0	6	30	½	5.1	TBD	72½ x 31½ x 45¾	16,136
WITH DRAWERS								
TFP-32-12M-D-2~SPEC3	0/2	N/A	12	½	3.3	TBD	32½ x 31½ x 45¾	10,190
TFP-48-18M-D-4~SPEC3	0/4	N/A	18	½	2.9	TBD	48½ x 31½ x 45¾	16,676
TFP-64-24M-D-4~SPEC3	0/4	N/A	24	½	4.8	TBD	64½ x 31½ x 45¾	18,067
TFP-72-30M-D-6~SPEC3	0/6	N/A	30	½	5.1	TBD	72½ x 31½ x 45¾	21,827
FLAT GLASS LID WITH DOORS								
TFP-48-18M-FGLID~SPEC3	2/0	4	18	½	2.9	TBD	48½ x 32¼ x 37¼	16,640
TFP-64-24M-FGLID~SPEC3	2/0	4	24	½	4.8	TBD	64½ x 32¼ x 37¼	18,347
TFP-72-30M-FGLID~SPEC3	3/0	6	30	½	5.1	TBD	72½ x 32¼ x 37¼	20,845

† Depth does not include 2" (51mm) for cutting board.
* Height does not include ¾" (19mm) for castors. Height for all units are with the lid(s) closed.
* Height on FGLID models does not include 21¾" (550mm) for open lid. Total height with castors and lid open is 59¾" (1515 mm).

True has 3 different widths of spacer bars to accommodate the needs of the end user:
Because plastic and stainless pan manufacturers have different dimensions, widths and sizes, our spacer bars will allow the end user to design almost any pan configuration. See accessory section for pan sizes and configuration.

TPP PIZZA PREP TABLES & PIZZA PREP TABLES~SPEC3

Solid Doors and Drawers



TPP-AT-44-HC



TPP-AT-60-HC



TPP-AT-67D-4-HC



TPP-AT-93D-6-HC~SPEC3



TPP-AT-119-HC~SPEC3

Features/Benefits

- Factory balanced, environmentally-friendly R290 Hydrocarbon forced-air refrigeration system.
 - maintains cold 33°F to 41°F (0.5°C to 5°C) product temperatures.
 - All stainless steel front, top and ends.
 - Stainless steel patented foam insulated cover keeps pans colder to lock in freshness - minimizes condensation.
 - Corrosion resistant GalFan coated steel back.
 - Interior - attractive, NSF approved, clear aluminum sides and top, coved corners and stainless steel floor.
 - Adjustable, heavy-duty, PVC-coated wire shelves (not available in drawered sections).
 - Standard full set of (1/3 size) 12 3/4"L x 6 1/4"W x 6"D (324mm x 159mm x 153mm) NSF approved, clear polycarbonate insert pans included in condiment rail.
 - Extra deep 19 1/2" (496mm) full length removable cutting board. Versatile, sanitary, white polyethylene cutting boards provide tough surface. Large comfortable working area.
 - Doors swing within cabinet dimensions.
 - Recessed handles.
 - 5" (127mm) diameter castors standard equipment (legs available).
 - Work surface 36" (915mm) high.
 - Front breathing.
 - Rear bumpers.
 - Self-contained system.
 - All production of True models comply with NSF/ANSI standard 7 for open food product.
 - Drawered models (drawered section only) will accommodate up to two 8" (204mm) deep full size pans (12"L x 20"W x 8"D (305mm x 508mm x 204mm)) per drawer. (pans not included).
 - Door models accommodate half bun tray rack; applies to only one door of TPP-60-AT-HC (18" (458mm) x 26" (661mm) sheet pan) - not included.
 - Door/drawer combination models require customer to designate door/drawer orientation.
 - Garnish rack and service shelf optional (service shelf is not available on TPP-119-AT's).
 - Available with optional 3" (77mm) diameter castors.
- SPEC3 Models have...**
- All stainless steel front, countertop, sides, and back.
 - Interior features stainless steel liner and stainless steel floor with coved corners.
 - Heavy-duty top and 20 gauge door and drawer fronts.
 - Lifetime-guaranteed heavy duty all metal working spec door/drawer handles.
 - Exterior digital temperature control and display.
 - Door and drawer locks standard.

TPP PIZZA PREP TABLES

Model	Doors/Dawers	# of Shelves	# of Pans (Top)	HP	Amps	Crated Weight	Cabinet Dimensions W D† H*	List Price
WITH DOORS								
TPP-AT-44-HC	1/0	2	6	1/4	3.9	330	44 1/2" x 33 1/2" x 38 1/2"	10,384
TPP-AT-60-HC	2/0	4	8	1/4	3.9	410	60 1/4" x 33 1/2" x 38 1/2"	13,265
TPP-AT-67-HC	2/0	4	9	1/4	3.9	450	67 3/8" x 33 1/2" x 38 1/2"	14,788
TPP-AT-93-HC	3/0	6	12	3/4	7.1	600	93 1/2" x 33 1/2" x 38 1/2"	20,030
TPP-AT-119-HC	4/0	8	15	3/4	7.1	975	119 1/4" x 33 1/2" x 38 1/2"	27,319
WITH DRAWERS OR DOOR/DRAWER COMBO								
TPP-AT-44D-2-HC	0/2	N/A	6	1/4	3.9	330	44 1/2" x 33 1/2" x 38 1/2"	13,385
TPP-AT-60D-2-HC	1/2	2	8	1/4	3.9	TBD	60 1/4" x 33 1/2" x 38 1/2"	16,263
TPP-AT-67D-2-HC	1/2	2	9	1/4	3.9	TBD	67 3/8" x 33 1/2" x 38 1/2"	17,782
TPP-AT-67D-4-HC	0/4	N/A	9	1/4	3.9	TBD	67 3/8" x 33 1/2" x 38 1/2"	20,780
TPP-AT-93D-2-HC	2/2	4	12	3/4	7.1	600	93 1/2" x 33 1/2" x 38 1/2"	23,028
TPP-AT-93D-4-HC	1/4	2	12	3/4	7.1	600	93 1/2" x 33 1/2" x 38 1/2"	26,019
TPP-AT-93D-6-HC	0/6	N/A	12	3/4	7.1	600	93 1/2" x 33 1/2" x 38 1/2"	29,018
TPP-AT-119D-2-HC	3/2	8	15	3/4	7.1	975	119 1/4" x 33 1/2" x 38 1/2"	30,316
TPP-AT-119D-4-HC	2/4	4	15	3/4	7.1	975	119 1/4" x 33 1/2" x 38 1/2"	33,309
TPP-AT-119D-6-HC	1/6	2	15	3/4	7.1	975	119 1/4" x 33 1/2" x 38 1/2"	36,306
TPP-AT-119D-8-HC	0/8	N/A	15	3/4	7.1	975	119 1/4" x 33 1/2" x 38 1/2"	39,301

† Depth does not include 1" (26 mm) for rear bumpers and 1 3/4" (44 mm) for cutting board. * Height does not include 5 3/4" (146 mm) for castors or 6" (153 mm) for optional legs. note: Door/drawer combination cabinets require customer to designate door/drawer orientation.

TPP PIZZA PREP TABLES~SPEC3

Model	Doors/Dawers	# of Shelves	# of Pans (Top)	HP	Amps	Crated Weight	Cabinet Dimensions W D† H*	List Price
WITH DOORS								
TPP-AT-44-HC~SPEC3	1/0	2	6	1/4	3.9	TBD	44 1/2" x 33 1/2" x 38 1/2"	11,838
TPP-AT-60-HC~SPEC3	2/0	4	8	1/4	3.9	TBD	60 1/4" x 33 1/2" x 38 1/2"	15,122
TPP-AT-67-HC~SPEC3	2/0	4	9	1/4	3.9	415	67 3/8" x 33 1/2" x 38 1/2"	16,859
TPP-AT-93-HC~SPEC3	3/0	6	12	3/4	7.1	TBD	93 1/2" x 33 1/2" x 38 1/2"	22,835
TPP-AT-119-HC~SPEC3	4/0	8	15	3/4	7.1	TBD	119 1/4" x 33 1/2" x 38 1/2"	31,145
WITH DRAWERS								
TPP-AT-44D-2-HC~SPEC3	0/2	N/A	6	1/4	3.9	TBD	44 1/2" x 33 1/2" x 38 1/2"	15,259
TPP-AT-60D-2-HC~SPEC3	1/2	2	8	1/4	3.9	TBD	60 1/4" x 33 1/2" x 38 1/2"	18,540
TPP-AT-67D-4-HC~SPEC3	0/4	N/A	9	1/4	3.9	415	67 3/8" x 33 1/2" x 38 1/2"	23,690
TPP-AT-93D-6-HC~SPEC3	0/6	N/A	12	3/4	7.1	TBD	93 1/2" x 33 1/2" x 38 1/2"	33,080
TPP-AT-119D-8-HC~SPEC3	0/8	N/A	15	3/4	7.1	TBD	119 1/4" x 33 1/2" x 38 1/2"	44,804

† Depth does not include 1" (26 mm) for rear bumpers and 1 3/4" (44 mm) for cutting board. * Height does not include 5 3/4" (146 mm) for castors or 6" (153 mm) for optional legs. note: Door/drawer combination cabinets require customer to designate door/drawer orientation.

TPP TELESCOPING HOOD & TOPPING CATCHER OPTIONS

Model	Equipment List Upcharge Price
TELESCOPING HOOD	
TPP-AT-44's	802
TPP-AT-60's / TPP-AT-67's	1130
TPP-AT-93's	1232
TPP-AT-119's	1683
TOPPING CATCHER	
TPP-AT-44's	1217
TPP-AT-60's / TPP-AT-67's	1378
TPP-AT-93's	1643
TPP-AT-119's	2617

Telescoping Hood & Topping Catcher options are available for all existing variations and voltages of TPP series models. Telescoping Hood & Topping Catcher options are available separately or combined. Telescoping Hood & Topping Catcher options are not field retrofitable.

TPP PAN DIVIDERS

Description	Standard	Dimensions
Pan Dividers For Condiment Pans (top of cabinet)		
TPP-AT-HC		15 1/8" D x 12 1/2" W
TPP-AT-HC		27 3/32" D x 12 1/2" W
TPP-AT-HC		1" D x 12 1/2" W
Pan Dividers For Drawers		
TPP-AT-HC		1 1/8" D x 12 1/2" W
TPP-AT-HC	✓	1 1/8" D x 20 3/8" W

Note: Pan dividers not standard on TPP models.

True has 3 different widths of spacer bars to accommodate the needs of the end user:

Because plastic and stainless pan manufacturers have different dimensions, widths and sizes, our spacer bars will allow the end user to design almost any pan configuration. See accessory section for pan sizes and configuration.

TUC® is a registered trademark of TRUE MANUFACTURING, CO., INC.



TUC

UNDERCOUNTERS



scan for video

TUC UNDERCOUNTER REFRIGERATORS & FREEZERS

Solid & Glass Doors, Solid Drawers



TUC-24G-HC~FGD01



TUC-27D-2-HC



TUC-36-HC



TUC-48F-HC



TUC-72-HC

Features/Benefits

- Factory balanced, environmentally-friendly R290 Hydrocarbon forced-air refrigeration system.
- Refrigerators maintain cold 33°F to 38°F (0.5°C to 3.3°C) product temperatures. Freezers maintain -10°F (-23.3°C) product temperatures.
- Automatic defrost system on freezer models time-initiated, time-terminated.
- All stainless steel front, top and sides.
- Corrosion resistant GalFan coated steel back.
- Interior - attractive, NSF approved, clear aluminum sides and top, coved corners and stainless steel floor.
- Adjustable, heavy-duty, PVC-coated wire shelves (not available in drawered models).
- 5" (102mm) diameter castors standard equipment (legs available).
- Swing doors are self-closing with 90 degree stay open feature.
- Doors swing within cabinet dimensions.
- Self-contained system.
- Recessed handles (excludes glass door models).
- Work surface 36" (915mm) high.
- Low profile models (31 7/8" (810mm) work surface height) upcharge applies or ADA compliant with 34" (864mm) work surface height available; no charge. (models -27, -36, -48, -60, -72).

- All production of True models comply with NSF/ANSI standard 7.

Glass Door Models have...

- Energy efficient, "Low-E", thermal insulated glass doors on refrigerator models (triple pane thermal insulated glass on freezer models).
- Extruded, aluminum door frames.
- Each door fitted with 12" (305 mm) long extruded aluminum handle.
- LED interior lighting provides more even lighting throughout the cabinet. Safety shielded.

Drawer Models have...

- Accommodates one 12"L x 20"W x 6"D (305mm x 508mm x 153mm) full size pan or two 1/2 pans or three 1/3 pans per drawer. (48" (1,220mm) models accommodate one 12"L x 18"W x 6"D (305mm x 408mm x 153mm) food storage box or one 1/3 size and one 1/2 size pan per drawer; not included).
- Door/drawer combination models require customer to designate door/drawer orientation.

TUC UNDERCOUNTER REFRIGERATORS

Model	Doors / Drawers	# of Shelves	HP	Amps	Crated Weight	Cabinet Dimensions W D† H*	List Price
SOLID DOORS							
TUC-24-HC	1/0	2	1/6	2.0	155	24 x 24 3/4 x 31 3/8	4872
TUC-27-HC	1/0	2	1/6	2.0	195	27 3/8 x 30 1/2 x 29 3/4	4872
TUC-36-HC	2/0	4	1/6	2.0	235	36 3/8 x 30 1/2 x 29 3/4	6547
TUC-48-HC	2/0	4	1/6	2.0	260	48 3/8 x 30 1/2 x 29 3/4	7317
TUC-60-HC	2/0	4	1/4	4.0	325	60 3/8 x 30 1/2 x 29 3/4	8122
TUC-72-HC	3/0	6	1/4	4.0	380	72 3/8 x 30 1/2 x 29 3/4	9305
GLASS DOORS							
TUC-24G-HC~FGD01	1/0	2	1/6	2.0	165	24 x 24 3/4 x 31 3/8	5916
TUC-27G-HC~FGD01	1/0	2	1/6	2.0	195	27 3/8 x 30 1/2 x 29 3/4	5916
TUC-48G-HC~FGD01	2/0	4	1/6	3.0	305	48 3/8 x 30 1/2 x 29 3/4	8827
TUC-60G-HC~FGD01	2/0	4	1/4	4.0	350	60 3/8 x 30 1/2 x 29 3/4	9631
WITH DRAWERS OR DOOR/DRAWER COMBO							
TUC-27D-2-HC	0/2	N/A	1/6	2.0	225	27 3/8 x 30 1/2 x 29 3/4	7276
TUC-48D-2-HC	1/2	2	1/6	3.0	305	48 3/8 x 30 1/2 x 29 3/4	9721
TUC-48D-4-HC	0/4	N/A	1/6	3.0	330	48 3/8 x 30 1/2 x 29 3/4	12,125
TUC-60D-2-HC	1/2	2	1/4	4.0	325	60 3/8 x 30 1/2 x 29 3/4	10,520
TUC-60D-4-HC	0/4	N/A	1/4	4.0	325	60 3/8 x 30 1/2 x 29 3/4	12,925

† Depth does not include 1" (26 mm) for rear bumpers and 1/2" (13 mm) for glass door handles.
* Height does not include 6 1/4" (159mm) for castors or 6" (153mm) for optional legs. (Excludes TUC-24-HC).
note: Door/drawer combination cabinets require customer to designate door/drawer orientation.

TUC UNDERCOUNTER REFRIGERATORS WITH HEALTH SAFETY TIMER

Model	Doors / Drawers	# of Shelves	HP	Amps	Crated Weight	Cabinet Dimensions W D† H*	List Price
GLASS DOORS							
TUC-27G-HST-HC~FGD01	1/0	2	1/6	2.0	195	27 3/8 x 30 1/2 x 29 3/4	TBD
TUC-48G-HST-HC~FGD01	2/0	4	1/6	2.0	285	48 3/8 x 30 1/2 x 29 3/4	TBD

† Depth does not include 1" (26 mm) for rear bumpers and 1/2" (13 mm) for door handles.
* Height does not include 6 1/4" (159mm) for castors or 6" (153mm) for optional legs.

TUC UNDERCOUNTER FREEZERS

Model	Doors / Drawers	# of Shelves	HP	Amps	Crated Weight	Cabinet Dimensions W D† H*	List Price
SOLID DOORS							
TUC-24F-HC	1/0	2	1/4	2.3	165	24 x 24 3/4 x 31 3/8	5862
TUC-27F-HC	1/0	2	1/4	2.3	190	27 3/8 x 30 1/2 x 29 3/4	5862
TUC-48F-HC	2/0	4	1/2	3.2	275	48 3/8 x 30 1/2 x 29 3/4	8505
TUC-60F-HC	2/0	4	1/2	4.8	340	60 3/8 x 30 1/2 x 29 3/4	10,554
WITH DRAWERS							
TUC-27F-D-2-HC	0/2	N/A	1/4	2.3	220	27 3/8 x 30 1/2 x 29 3/4	8289
TUC-48F-D-4-HC	0/4	N/A	1/2	5.4	325	48 3/8 x 30 1/2 x 29 3/4	13,358

† Depth does not include 1" (26mm) for rear bumpers.
* Height does not include 6 1/4" (127mm) for castors or 6" (153mm) for optional legs. (Excludes TUC-24F-HC)
note: Door/drawer combination cabinets require customer to designate door/drawer orientation.

TUC DEEP UNDERCOUNTER REFRIGERATORS & FREEZERS

Solid Door and Drawers



TUC-44-HC



TUC-60-32F-HC



TUC-67D-4-HC



TUC-93D-2-HC



TUC-93D-6-HC

Features/Benefits

- Factory balanced, environmentally-friendly R290 Hydrocarbon forced-air refrigeration system.
 - Refrigerators maintain cold 33°F to 38°F (0.5°C to 3.3°C) product temperatures. Freezers maintain -10°F (-23.3°C) product temperatures.
 - Automatic defrost system on freezer models time-initiated, time-terminated.
 - 360° circular airflow for uniform product cooling.
 - All stainless steel front, top and sides.
 - Corrosion resistant GalFan coated steel back.
 - Interior - attractive, NSF approved, clear aluminum sides and top, coved corners and stainless steel floor.
 - Features the combined advantage of convenient undercounter placement with deeper refrigerated storage.
 - Easily slides under counters, maximizes space for refrigerated food storage in fast food line-up.
 - Adjustable, heavy-duty, PVC-coated wire shelves (not available in drawer models).
 - 5" (102mm) diameter castors standard equipment (legs available).
 - Front breathing.
 - Doors swing within cabinet dimensions.
 - Self-contained system.
 - Recessed handles.
 - Door models accommodate half bun tray rack; applies to only one door of TWT-60-32 (18" x 26" sheet pan (458mm x 661mm)) - not included.
 - Work surface 36" (915mm) high.
 - Available with optional 3" (77mm) diameter castors.
 - All production of True models comply with NSF/ANSI standard 7.
- Drawer Models have...**
- Accommodates one 12"L x 20"W x 8"D (305mm x 508mm x 204mm) full size pan or four ½ pans or six ⅓ pans per drawer. Pans not included.
 - Door/drawer combination models require customer to designate door/drawer orientation.

TUC DEEP UNDERCOUNTER REFRIGERATORS

Model	Doors / Dowers	# of Shelves	HP	Amps	Crated Weight	Cabinet Dimensions W D† H*	List Price
SOLID DOORS							
TUC-44-HC	1/0	2	¼	1.7	270	44½ x 32¼ x 29¾	7963
TUC-60-32-HC	2/0	4	¼	1.7	345	60¼ x 32¼ x 29¾	8239
TUC-67-HC	2/0	4	¼	1.7	385	67¼ x 32¼ x 29¾	9937
TUC-93-HC	3/0	6	½	2.2	510	93¼ x 32¼ x 29¾	12,742
WITH DRAWERS OR DOOR/DRAWER COMBO							
TUC-44D-2-HC	0/2	N/A	¼	1.7	270	44½ x 32¼ x 29¾	10,823
TUC-60-32D-2-HC	1/2	2	¼	1.7	345	60¼ x 32¼ x 29¾	11,100
TUC-67D-2-HC	1/2	2	¼	1.7	385	67¼ x 32¼ x 29¾	12,797
TUC-67D-4-HC	0/4	N/A	¼	1.7	385	67¼ x 32¼ x 29¾	15,662
TUC-93D-2-HC	2/2	4	½	2.2	635	93¼ x 32¼ x 29¾	15,602
TUC-93D-4-HC	1/4	2	½	2.2	635	93¼ x 32¼ x 29¾	18,465
TUC-93D-6-HC	0/6	N/A	½	2.2	545	93¼ x 32¼ x 29¾	21,329

† Depth does not include 1" (26mm) for rear bumpers or ¼" (7mm) for front bumper.
* Height does not include 6¼" (159mm) for castors or 6" (153mm) for optional legs.
note: Door/drawer combination cabinets require customer to designate door/drawer orientation.

TUC DEEP UNDERCOUNTER FREEZERS

Model	Doors / Dowers	# of Shelves	HP	Amps	Crated Weight	Cabinet Dimensions W D† H*	List Price
SOLID DOORS							
TUC-44F-HC	1/0	2	½	5.8	300	44½ x 32¼ x 29¾	12,748
TUC-60-32F-HC	2/0	4	½	5.8	365	60¼ x 32¼ x 29¾	13,018
TUC-67F-HC	2/0	4	½	5.8	395	67¼ x 32¼ x 29¾	14,034

† Depth does not include 1" (26mm) for rear bumpers or ¼" (7mm) for front bumper.
* Height does not include 6¼" (159mm) for castors or 6" (153mm) for optional legs.
note: Door/drawer combination cabinets require customer to designate door/drawer orientation.

TUC UNDERCOUNTER REFRIGERATORS & FREEZERS~SPEC3

Solid & Glass Doors, Solid Drawers



TUC-27D-2-HC~SPEC3



TUC-48G-HC~SPEC3



TUC-72-HC~SPEC3



TUC-67F-HC~SPEC3



TUC-93D-4-HC~SPEC3

Features/Benefits

- Factory balanced, environmentally-friendly R290 Hydrocarbon forced-air refrigeration system.
- Refrigerators maintain cold 33°F to 38°F (0.5°C to 3.3°C) product temperatures. Freezers maintain -10°F (-23.3°C) product temperatures.
- Automatic defrost system on freezer models time-initiated, time-terminated.
- All stainless steel front, countertop, sides, and back.
- Interior features stainless steel liner and stainless steel floor with coved corners.
- Adjustable, heavy-duty, PVC-coated wire shelves (not available in drawered models).
- 5" (102mm) diameter castors standard equipment (legs available).
- Heavy-duty 16 gauge top and 20 gauge door and drawer fronts.
- Lifetime-guaranteed heavy duty all metal working spec door/drawer handles.
- Exterior digital temperature control and display.
- Door and drawer locks standard.
- Swing doors are self-closing with 90 degree stay open feature.
- Doors swing within cabinet dimensions.
- Self-contained system.
- Work surface 36" (915mm) high.
- Low profile models (31 7/8" (810mm) work surface height) on standard depth models (upcharge applies, models -27, -36, -48, -60, -72).
- ADA compliant with 34" (864mm) work surface height available; no charge.
- All production of True models comply with NSF/ANSI standard 7.
- Door/drawer combination models require customer to designate door/drawer orientation.

Deep Depth Models have...

- Features the combined advantage of convenient undercounter placement with deeper refrigerated storage.
- Accommodates half bun tray rack; applies to only one door of TUC-60-32 (18" x 26" sheet pan (458mm x 661mm)) - not included.

Glass Door Models have...

- Energy efficient, "Low-E", thermal insulated glass doors on refrigerator models (triple pane thermal insulated glass on freezer models).
- Extruded, aluminum door frames.
- LED interior lighting provides more even lighting throughout the cabinet. Safety shielded.

Drawer Models have...

- Standard depth models accommodate one 12"L x 20"W x 8"D (305mm x 508mm x 204mm) full size pan or four 1/2 pans or six 1/3 pans per drawer. Pans not included.
- Deep models accommodate one 12"L x 20"W x 8"D (305mm x 508mm x 204mm) full size pan or four 1/2 pans or six 1/3 pans per drawer. Pans not included.
- Door/drawer combination models require customer to designate door/drawer orientation.

TUC UNDERCOUNTER REFRIGERATORS~SPEC3

Model	Doors / Drawers	# of Shelves	HP	Amps	Crated Weight	Cabinet Dimensions W D† H*	List Price
SOLID DOORS							
TUC-24-HC~SPEC3	1/0	2	1/6	2.0	155	24 x 24 3/4 x 31 3/8	5750
TUC-27-HC~SPEC3	1/0	2	1/6	2.0	195	27 3/8 x 29 3/8 x 29 3/4	5750
TUC-36-HC~SPEC3	2/0	4	1/6	2.0	TBD	36 3/8 x 29 3/8 x 29 3/4	7725
TUC-48-HC~SPEC3	2/0	4	1/6	2.0	260	48 3/8 x 29 3/8 x 29 3/4	8632
TUC-60-HC~SPEC3	2/0	4	1/4	4.0	325	60 3/8 x 29 3/8 x 29 3/4	9583
TUC-72-HC~SPEC3	3/0	6	1/4	4.0	405	72 3/8 x 29 3/8 x 29 3/4	10,982
GLASS DOORS							
TUC-27G-HC~SPEC3	1/0	2	1/6	2.0	195	27 3/8 x 29 3/8 x 29 3/4	6981
TUC-48G-HC~SPEC3	2/0	4	1/6	3.0	305	48 3/8 x 29 3/8 x 29 3/4	10,415
TUC-60G-HC~SPEC3	2/0	4	1/4	4.0	TBD	60 3/8 x 29 3/8 x 29 3/4	11,364
WITH DRAWERS OR DOOR/DRAWER COMBO							
TUC-27D-2-HC~SPEC3	0/2	N/A	1/6	2.0	225	27 3/8 x 29 1/2 x 29 3/4	8586
TUC-48D-2-HC~SPEC3	1/2	2	1/6	3.0	305	48 3/8 x 29 3/8 x 29 3/4	11,473
TUC-48D-4-HC~SPEC3	0/4	N/A	1/6	3.0	330	48 3/8 x 29 3/8 x 29 3/4	14,309
TUC-60D-2-HC~SPEC3	1/2	2	1/4	4.0	TBD	60 3/8 x 29 3/8 x 29 3/4	12,416
TUC-60D-4-HC~SPEC3	0/4	N/A	1/4	4.0	TBD	60 3/8 x 29 3/8 x 29 3/4	15,252

† Depth does not include 1 1/2" (39 mm) for door handles. † Depth does not include 1" (26mm) for rear bumpers.

* Height does not include 6 1/4" (159mm) for castors or 6" (153mm) for optional legs. (Excludes TUC-24-HC~SPEC3).

note: Door/drawer combination cabinets require customer to designate door/drawer orientation.

TUC UNDERCOUNTER FREEZERS~SPEC3

Model	Doors / Drawers	# of Shelves	HP	Amps	Crated Weight	Cabinet Dimensions W D† H*	List Price
SOLID DOORS							
TUC-27F-HC~SPEC3	1/0	2	1/4	2.3	190	27 3/8 x 29 1/2 x 29 3/4	6919
TUC-48F-HC~SPEC3	2/0	4	1/2	3.2	275	48 3/8 x 29 3/8 x 29 3/4	10,035
TUC-60F-HC~SPEC3	2/0	4	1/2	4.8	370	60 3/8 x 29 3/8 x 29 3/4	12,452
WITH DRAWERS							
TUC-27F-D-2-HC~SPEC3	0/2	N/A	1/4	2.3	220	27 3/8 x 29 1/2 x 29 3/4	9781
TUC-48F-D-4-HC~SPEC3	0/4	N/A	1/2	5.4	325	48 3/8 x 29 3/8 x 29 3/4	15,763

† Depth does not include 1 3/4" (45 mm) for door handles. † Depth does not include 1" (26mm) for rear bumpers or 1/4" (7mm) for front bumper.

* Height does not include 6 1/4" (159mm) for castors or 6" (153mm) for optional legs.

note: Door/drawer combination cabinets require customer to designate door/drawer orientation.

TUC UNDERCOUNTER DEEP REFRIGERATORS~SPEC3

Model	Doors / Drawers	# of Shelves	HP	Amps	Crated Weight	Cabinet Dimensions W D† H*	List Price
SOLID DOORS							
TUC-44-HC~SPEC3	1/0	2	1/6	1.7	270	44 1/2 x 32 1/4 x 29 3/4	9396
TUC-60-32-HC~SPEC3	2/0	4	1/6	1.7	345	60 1/4 x 32 1/4 x 29 3/4	9723
TUC-67-HC~SPEC3	2/0	4	1/6	1.7	385	67 1/4 x 32 1/4 x 29 3/4	11,726
TUC-93-HC~SPEC3	3/0	6	1/6	2.2	510	93 1/4 x 32 1/4 x 29 3/4	15,034
WITH DRAWERS OR DOOR/DRAWER COMBO							
TUC-44D-2-HC~SPEC3	0/2	N/A	1/6	1.7	270	44 1/2 x 32 1/4 x 29 3/4	12,772
TUC-60-32D-2-HC~SPEC3	1/2	2	1/6	1.7	345	60 1/4 x 32 1/4 x 29 3/4	13,098
TUC-67D-2-HC~SPEC3	1/2	2	1/6	1.7	385	67 1/4 x 32 1/4 x 29 3/4	15,100
TUC-67D-4-HC~SPEC3	0/4	N/A	1/6	1.7	385	67 1/4 x 32 1/4 x 29 3/4	18,481
TUC-93D-2-HC~SPEC3	2/2	4	1/6	2.2	575	93 1/4 x 32 1/4 x 29 3/4	18,411
TUC-93D-4-HC~SPEC3	1/4	2	1/6	2.2	635	93 1/4 x 32 1/4 x 29 3/4	21,787
TUC-93D-6-HC~SPEC3	0/6	N/A	1/6	2.2	545	93 1/4 x 32 1/4 x 29 3/4	25,166

† Depth does not include 1 3/4" (45 mm) for door handles. † Depth does not include 1" (26mm) for rear bumpers or 1/4" (7mm) for front bumper.

* Height does not include 6 1/4" (159mm) for castors or 6" (153mm) for optional legs.

note: Door/drawer combination cabinets require customer to designate door/drawer orientation.

TUC UNDERCOUNTER DEEP REFRIGERATORS~SPEC3

Model	Doors / Drawers	# of Shelves	HP	Amps	Crated Weight	Cabinet Dimensions W D† H*	List Price
SOLID DOORS							
TUC-44F-HC~SPEC3	1/0	2	1/2	5.8	300	44 1/2 x 32 1/4 x 29 3/4	15,044
TUC-60-32F-HC~SPEC3	2/0	4	1/2	5.8	365	60 1/4 x 32 1/4 x 29 3/4	15,363
TUC-67F-HC~SPEC3	2/0	4	1/2	5.8	395	67 1/4 x 32 1/4 x 29 3/4	16,562

† Depth does not include 1 3/4" (45 mm) for door handles. † Depth does not include 1" (26mm) for rear bumpers or 1/4" (7mm) for front bumper.

* Height does not include 6 1/4" (159mm) for castors or 6" (153mm) for optional legs.

note: Door/drawer combination cabinets require customer to designate door/drawer orientation.

TUC UNDERCOUNTER ADA & LP REFRIGERATORS & FREEZERS

Solid & Glass Doors, Solid Drawers

True Undercounter Units Are Designed To Accomodate
American Disabilities Act (ADA) Requirements.



TUC-27-ADA-HC



"ADA" models feature 3" (77mm) diameter castors.



TUC-27-LP-HC



"LP" models feature 1½" (39mm) diameter, dual swivel castors.

Features/Benefits

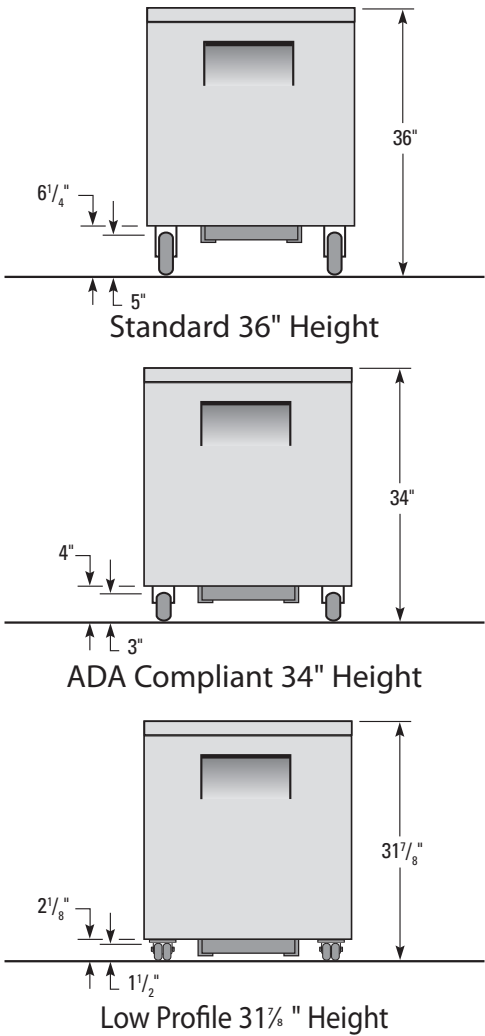
ADA Models...

- True Undercounter units are designed to accomodate American Disabilities Act (ADA) requirements.
- ADA Compliant models have 3" (127mm) castors
- ADA Compliant models have 34" (864mm) counter heights.

LP Models...

- "Low Profile" models are designed to slide easily under custom built countertops.
- Low profile models have 1½" (39mm) castors
- Low profile models have 31⅞" (810mm) work surface height.

Plan View Comparison



Note: All dimensions rounded up to the nearest 1/8".

TUC ADA
COMPLIANT PACKAGES

Model	Counter Height	List Price
SOLID DOOR REFRIGERATORS		
TUC-27-ADA-HC	34	4872
TUC-36-ADA-HC	34	6547
TUC-48-ADA-HC	34	7317
TUC-60-ADA-HC	34	8122
TUC-72-ADA-HC	34	9305
SOLID DOOR FREEZERS		
TUC-27F-ADA-HC	34	5862
TUC-48F-ADA-HC	34	8505
TUC-60F-ADA-HC	34	10,554
GLASS DOOR REFRIGERATORS		
TUC-27G-ADA-HC~FGD01	34	5916
TUC-48G-ADA-HC~FGD01	34	8827
TUC-60G-ADA-HC~FGD01	34	9631
REFRIGERATORS WITH DRAWERS OR DOOR/DRAWER COMBO		
TUC-27D-2-ADA-HC	34	7276
TUC-48D-2-ADA-HC	34	9721
TUC-48D-4-ADA-HC	34	12,125
TUC-60D-2-ADA-HC	34	10,520
TUC-60D-4-ADA-HC	34	12,925
SOLID DOOR REFRIGERATORS~SPEC3		
TUC-27-ADA-HC~SPEC3	34	5750
TUC-36-ADA-HC~SPEC3	34	7725
TUC-48-ADA-HC~SPEC3	34	8632
TUC-60-ADA-HC~SPEC3	34	9583
TUC-72-ADA-HC~SPEC3	34	10,982
SOLID DOOR FREEZERS~SPEC3		
TUC-27F-ADA-HC~SPEC3	34	6919
TUC-48F-ADA-HC~SPEC3	34	10,035
TUC-60F-ADA-HC~SPEC3	34	12,452
GLASS DOOR REFRIGERATORS~SPEC3		
TUC-27G-ADA-HC~SPEC3	34	6981
TUC-48G-ADA-HC~SPEC3	34	10,415
TUC-60G-ADA-HC~SPEC3	34	11,364
REFRIGERATORS WITH DRAWERS OR DOOR/DRAWER COMBO~SPEC3		
TUC-27D-2-ADA-HC~SPEC3	34	8586
TUC-48D-2-ADA-HC~SPEC3	34	11,473
TUC-48D-4-ADA-HC~SPEC3	34	14,309
TUC-60D-2-ADA-HC~SPEC3	34	12,416
TUC-60D-4-ADA-HC~SPEC3	34	15,252

note: Door/drawer combination cabinets require customer to designate door/drawer orientation.

TUC LOW PROFILE
PACKAGES

Model	Counter Height	List Price
SOLID DOOR REFRIGERATORS		
TUC-27-LP-HC	31⅞	5312
TUC-36-LP-HC	31⅞	6997
TUC-48-LP-HC	31⅞	7767
TUC-60-LP-HC	31⅞	8775
SOLID DOOR FREEZERS		
TUC-27F-LP-HC	31⅞	6304
TUC-48F-LP-HC	31⅞	8946
TUC-60F-LP-HC	31⅞	11,221
GLASS DOOR REFRIGERATORS		
TUC-27G-LP-HC~FGD01	31⅞	6358
TUC-48G-LP-HC~FGD01	31⅞	9286
TUC-60G-LP-HC~FGD01	31⅞	10,300
REFRIGERATORS WITH DRAWERS OR DOOR/DRAWER COMBO		
TUC-27D-2-LP-HC	31⅞	7710
TUC-48D-2-LP-HC	31⅞	10,170
TUC-48D-4-LP-HC	31⅞	12,573
TUC-60D-2-LP-HC	31⅞	11,180
TUC-60D-4-LP-HC	31⅞	13,584
SOLID DOOR REFRIGERATORS~SPEC3		
TUC-27-LP-HC~SPEC3	31⅞	6266
TUC-36-LP-HC~SPEC3	31⅞	8255
TUC-48-LP-HC~SPEC3	31⅞	9164
TUC-60-LP-HC~SPEC3	31⅞	10,356
SOLID DOOR FREEZERS~SPEC3		
TUC-27F-LP-HC~SPEC3	31⅞	7439
TUC-48F-LP-HC~SPEC3	31⅞	10,554
TUC-60F-LP-HC~SPEC3	31⅞	13,242
GLASS DOOR REFRIGERATORS~SPEC3		
TUC-27G-LP-HC~SPEC3	31⅞	7502
TUC-48G-LP-HC~SPEC3	31⅞	10,958
TUC-60G-LP-HC~SPEC3	31⅞	12,155
REFRIGERATORS WITH DRAWERS OR DOOR/DRAWER COMBO~SPEC3		
TUC-27D-2-LP-HC~SPEC3	31⅞	9097
TUC-48D-2-LP-HC~SPEC3	31⅞	11,999
TUC-48D-4-LP-HC~SPEC3	31⅞	14,835
TUC-60D-2-LP-HC~SPEC3	31⅞	13,193
TUC-60D-4-LP-HC~SPEC3	31⅞	16,030

note: Door/drawer combination cabinets require customer to designate door/drawer orientation.



TWT

WORKTOPS



scan for video

TWT WORKTOP REFRIGERATORS & FREEZERS

Solid Doors and Drawers



TWT-27-HC



TWT-27D-2-HC



TWT-48-HC



TWT-44F-HC



TWT-67D-4-HC

Features/Benefits

- Factory balanced, environmentally-friendly R290 Hydrocarbon forced-air refrigeration system.
- Refrigerators maintain cold 33°F to 38°F (0.5°C to 3.3°C) product temperatures. Freezers maintain -10°F (-23.3°C) product temperatures.
- Automatic defrost system on freezer models time-initiated, time-terminated.
- All stainless steel front, top and sides.
- Corrosion resistant GalFan coated steel back.
- Interior - attractive, NSF approved, clear aluminum sides and top, coved corners and stainless steel floor.
- Adjustable, heavy-duty, PVC-coated wire shelves (not available in drawered models).
- 5" (102mm) diameter castors standard equipment (legs available).
- Swing doors are self-closing with 90 degree stay open feature.
- Doors swing within cabinet dimensions.
- Self-contained system.
- Recessed handles.
- Work surface 36" (915mm) high.
- Stainless steel backsplash - one piece formed construction. No bacteria or food particles can be trapped underneath as with other two piece worktop units.
- ADA compliant with 34" (864mm) work surface height available; no charge. (models -27, -36, -48, -60, -72).
- All production of True models comply with NSF/ANSI standard 7.

Deep Depth Models have...

- 360° circular airflow for uniform product cooling.
- Accommodates half bun tray rack; applies to only one door of TWT-60-32-HC (18" x 26" sheet pan (458mm x 661mm)) - not included.

Drawer Models have...

- Accommodates one 12"L x 20"W x 6"D (305mm x 508mm x 153mm) full size pan or two ½ pans or three ⅓ pans per drawer. (48" (1,220mm) models accommodate one 12"L x 18"W x 6"D (305mm x 408mm x 153mm) food storage box or one ⅓ size and one ½ size pan per drawer; not included).
- Door/drawer combination models require customer to designate door/drawer orientation.

TWT WORKTOP REFRIGERATORS

Model	Doors/Dawers	# of Shelves	HP	Amps	Crated Weight	Cabinet Dimensions W D† H*	List Price
SOLID DOORS							
TWT-27-HC	1/0	2	¼	2.0	195	27½ x 30½ x 33½	5015
TWT-36-HC	2/0	4	¼	2.0	235	36½ x 30½ x 33½	6899
TWT-48-HC	2/0	4	½	2.0	280	48½ x 30½ x 33½	7521
TWT-60-HC	2/0	4	¼	4.0	345	60½ x 30½ x 33½	8350
TWT-72-HC	3/0	6	¼	4.0	405	72½ x 30½ x 33½	9575
WITH DRAWERS OR DOOR/DRAWER COMBO							
TWT-27D-2-HC	0/2	N/A	¼	2.0	220	27½ x 30½ x 33½	7418
TWT-48D-2-HC	1/2	2	½	3.0	330	48½ x 30½ x 33½	9923
TWT-48D-4-HC	0/4	N/A	½	3.0	330	48½ x 30½ x 33½	12,330
TWT-60D-2-HC	1/2	2	¼	4.0	345	60½ x 30½ x 33½	10,752
TWT-60D-4-HC	0/4	N/A	¼	4.0	410	60½ x 30½ x 33½	13,155

† Depth does not include 1" (26mm) for rear bumpers.

* Height does not include 6¼" (159mm) for castors or 6" (153mm) for optional legs.

note: Door/drawer combination cabinets require customer to designate door/drawer orientation.

TWT WORKTOP FREEZERS

Model	Doors/Dawers	# of Shelves	HP	Amps	Crated Weight	Cabinet Dimensions W D† H*	List Price
SOLID DOORS							
TWT-27F-HC	1/0	2	¼	2.3	210	27½ x 30½ x 33½	5887
TWT-48F-HC	2/0	4	½	3.2	285	48½ x 30½ x 33½	8703
TWT-60F-HC	2/0	4	½	4.8	375	60½ x 30½ x 33½	10,788

† Depth does not include 1" (26mm) for rear bumpers.

* Height does not include 6¼" (159mm) for castors or 6" (153mm) for optional legs.

TWT WORKTOP DEEP REFRIGERATORS

Model	Doors/Dawers	# of Shelves	HP	Amps	Crated Weight	Cabinet Dimensions W D† H*	List Price
SOLID DOORS							
TWT-44-HC	1/0	2	⅓	1.7	TBD	44½ x 32½ x 33½	8179
TWT-60-32-HC	2/0	4	⅓	1.7	TBD	60½ x 32½ x 33½	8468
TWT-67-HC	2/0	4	⅓	1.7	TBD	67½ x 32½ x 33½	10,178
TWT-93-HC	3/0	6	½	2.2	TBD	93½ x 32½ x 33½	13,483
WITH DRAWERS OR DOOR/DRAWER COMBO							
TWT-44D-2-HC	0/2	N/A	⅓	1.7	285	44½ x 32½ x 33½	11,042
TWT-60-32D-2-HC	1/2	2	⅓	1.7	TBD	60½ x 32½ x 33½	11,333
TWT-67D-2-HC	1/2	2	⅓	1.7	430	67½ x 32½ x 33½	13,038
TWT-67D-4-HC	0/4	N/A	⅓	1.7	TBD	67½ x 32½ x 33½	15,899
TWT-93D-2-HC	2/2	4	½	2.2	575	93½ x 32½ x 33½	16,343
TWT-93D-4-HC	1/4	2	½	2.2	575	93½ x 32½ x 33½	19,205
TWT-93D-6-HC	0/6	N/A	½	2.2	575	93½ x 32½ x 33½	22,070

† Depth does not include 1" (26mm) for rear bumpers or ¼" (7mm) for front bumper.

* Height does not include 6¼" (159mm) for castors or 6" (153mm) for optional legs.

note: Door/drawer combination cabinets require customer to designate door/drawer orientation.

TWT WORKTOP DEEP FREEZERS

Model	Doors/Dawers	# of Shelves	HP	Amps	Crated Weight	Cabinet Dimensions W D† H*	List Price
SOLID DOORS							
TWT-44F-HC	1/0	2	½	5.8	305	44½ x 32½ x 33½	12,964
TWT-60-32F-HC	2/0	4	½	5.8	385	60½ x 32½ x 33½	13,254
TWT-67F-HC	2/0	4	½	5.8	435	67½ x 32½ x 33½	14,278

† Depth does not include 1" (26mm) for rear bumpers or ¼" (7mm) for front bumper.

* Height does not include 6¼" (159mm) for castors or 6" (153mm) for optional legs.

TWT WORKTOP REFRIGERATORS & FREEZERS~SPEC3

Solid Doors and Drawers



TWT-27D-2-HC~SPEC3



TWT-48-HC~SPEC3



TWT-60F-HC~SPEC3



TWT-67D-4-HC~SPEC3



TWT-93-HC~SPEC3

Features/Benefits

- Factory balanced, environmentally-friendly R290 Hydrocarbon forced-air refrigeration system.
- Refrigerators maintain cold 33°F to 38°F (0.5°C to 3.3°C) product temperatures. Freezers maintain -10°F (-23.3°C) product temperatures.
- Automatic defrost system on freezer models time-initiated, time-terminated.
- All stainless steel front, countertop, sides, and back.
- Interior - attractive, NSF approved, clear aluminum sides and top, coved corners and stainless steel floor.
- Adjustable, heavy-duty, PVC-coated wire shelves (not available in drawered models).
- 5" (102mm) diameter castors standard equipment (legs available).
- Heavy-duty 16 gauge top and 20 gauge door and drawer fronts.
- Lifetime-guaranteed heavy duty all metal working spec door/drawer handles.
- Swing doors are self-closing with 90 degree stay open feature.
- Exterior digital temperature control and display.
- Doors swing within cabinet dimensions.
- Self-contained system.
- Work surface 36" (915mm) high.
- Stainless steel backsplash - one piece formed construction. No bacteria or food particles can be trapped underneath as with other two piece worktop units.
- ADA compliant with 34" (864mm) work surface height available; no charge. (models -27, -36, -48, -60, -72).
- All production of True models comply with NSF/ANSI standard 7.

Deep Depth Models have...

- 360° circular airflow for uniform product cooling.
- Accommodates half bun tray rack; applies to only one door of TWT-60-32-HC (18" x 26" sheet pan (458mm x 661mm)) - not included.

Drawer Models have...

- Accommodates one 12"L x 20"W x 6"D (305mm x 508mm x 153mm) full size pan or two ½ pans or three ⅓ pans per drawer. (48" (1,220mm) models accommodate one 12"L x 18"W x 6"D (305mm x 408mm x 153mm) food storage box or one ⅓ size and one ½ size pan per drawer; not included).
- Door/drawer combination models require customer to designate door/drawer orientation.

TWT WORKTOP REFRIGERATORS~SPEC3

Model	Doors / Drawers	# of Shelves	HP	Amps	Crated Weight	Cabinet Dimensions W D† H*	List Price
SOLID DOORS							
TWT-27-HC~SPEC3	1/0	2	⅓	2.0	195	27⅞ x 29⅞ x 33¼	5917
TWT-36-HC~SPEC3	2/0	4	⅓	2.0	235	36⅞ x 29⅞ x 33¼	8138
TWT-48-HC~SPEC3	2/0	4	⅓	2.0	280	48⅞ x 29⅞ x 33¼	8876
TWT-60-HC~SPEC3	2/0	4	⅓	4.0	TBD	60⅞ x 29⅞ x 33¼	9851
TWT-72-HC~SPEC3	3/0	6	⅓	4.0	405	72⅞ x 29⅞ x 33¼	11,298
WITH DRAWERS OR DOOR/DRAWER COMBO							
TWT-27D-2-HC~SPEC3	0/2	N/A	⅓	2.0	215	27⅞ x 29⅞ x 33¼	8752
TWT-48D-2-HC~SPEC3	1/2	2	⅓	3.0	315	48⅞ x 29⅞ x 33¼	11,709
TWT-48D-4-HC~SPEC3	0/4	N/A	⅓	3.0	330	48⅞ x 29⅞ x 33¼	14,549
TWT-60D-2-HC~SPEC3	1/2	2	⅓	4.0	TBD	60⅞ x 29⅞ x 33¼	12,687
TWT-60D-4-HC~SPEC3	0/4	N/A	⅓	4.0	TBD	60⅞ x 29⅞ x 33¼	15,525

† Depth does not include 1½" (39 mm) for door handles. † Depth does not include 1" (26mm) for rear bumpers.
* Height does not include 6¼" (159mm) for castors or 6" (153mm) for optional legs.
note: Door/drawer combination cabinets require customer to designate door/drawer orientation.

TWT WORKTOP FREEZERS~SPEC3

Model	Doors / Drawers	# of Shelves	HP	Amps	Crated Weight	Cabinet Dimensions W D† H*	List Price
SOLID DOORS							
TWT-27F-HC~SPEC3	1/0	2	¼	2.3	210	27⅞ x 29⅞ x 33¼	6947
TWT-48F-HC~SPEC3	2/0	4	½	3.2	285	48⅞ x 29⅞ x 33¼	10,270
TWT-60F-HC~SPEC3	2/0	4	½	4.8	375	60⅞ x 29⅞ x 33¼	12,730

† Depth does not include 1½" (39 mm) for door handles. † Depth does not include 1" (26mm) for rear bumpers.
* Height does not include 6¼" (159mm) for castors or 6" (153mm) for optional legs.

TWT WORKTOP DEEP REFRIGERATORS~SPEC3

Model	Doors / Drawers	# of Shelves	HP	Amps	Crated Weight	Cabinet Dimensions W D† H*	List Price
SOLID DOORS							
TWT-44-HC~SPEC3	1/0	2	⅓	1.7	TBD	44½ x 32¼ x 33¼	9652
TWT-60-32-HC~SPEC3	2/0	4	⅓	1.7	TBD	60¼ x 32¼ x 33¼	9994
TWT-67-HC~SPEC3	2/0	4	⅓	1.7	420	67¼ x 32¼ x 33¼	12,010
TWT-93-HC~SPEC3	3/0	6	⅓	2.2	545	93¼ x 32¼ x 33¼	15,911
WITH DRAWERS OR DOOR/DRAWER COMBO							
TWT-44D-2-HC~SPEC3	0/2	N/A	⅓	1.7	285	44½ x 32¼ x 33¼	13,029
TWT-60-32D-2-HC~SPEC3	1/2	2	⅓	1.7	395	60¼ x 32¼ x 33¼	13,373
TWT-67D-2-HC~SPEC3	1/2	2	⅓	1.7	430	67¼ x 32¼ x 33¼	15,385
TWT-67D-4-HC~SPEC3	0/4	N/A	⅓	1.7	495	67¼ x 32¼ x 33¼	18,762
TWT-93D-2-HC~SPEC3	2/2	4	⅓	2.2	575	93¼ x 32¼ x 33¼	19,286
TWT-93D-4-HC~SPEC3	1/4	2	⅓	2.2	610	93¼ x 32¼ x 33¼	22,660
TWT-93D-6-HC~SPEC3	0/6	N/A	⅓	2.2	680	93¼ x 32¼ x 33¼	26,043

† Depth does not include 1¾" (45 mm) for door handles. † Depth does not include 1" (26mm) for rear bumpers or ¼" (7mm) for front bumper.
* Height does not include 6¼" (159mm) for castors or 6" (153mm) for optional legs.
note: Door/drawer combination cabinets require customer to designate door/drawer orientation.

TWT WORKTOP DEEP FREEZERS~SPEC3

Model	Doors / Drawers	# of Shelves	HP	Amps	Crated Weight	Cabinet Dimensions W D† H*	List Price
SOLID DOORS							
TWT-44F-HC~SPEC3	1/0	2	½	5.8	305	44½ x 32¼ x 33¼	15,298
TWT-60-32F-HC~SPEC3	2/0	4	½	5.8	385	60¼ x 32¼ x 33¼	15,641
TWT-67F-HC~SPEC3	2/0	4	½	5.8	385	67¼ x 32¼ x 33¼	16,848

† Depth does not include 1½" (39 mm) for door handles. † Depth does not include 1" (26mm) for rear bumpers.
* Height does not include 6¼" (159mm) for castors or 6" (153mm) for optional legs.

TWT WORKTOP ADA REFRIGERATORS & FREEZERS

Solid Doors and Drawers



TWT-27-ADA-HC

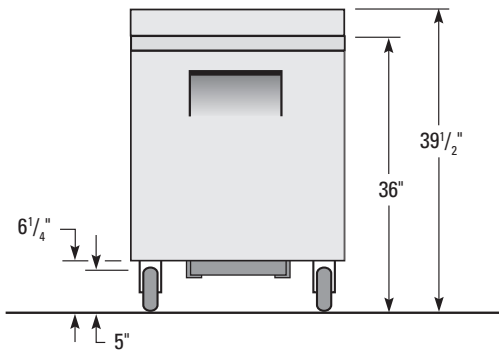


"ADA" models feature 3" (77mm) diameter castors.

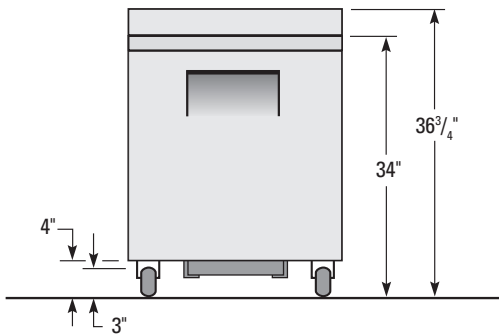
Features/Benefits

- True worktop units are designed to accomodate American Disabilities Act (ADA) requirements.
- ADA Compliant models have 3" (127mm) castors
- ADA Compliant models have 34" (864mm) counter heights.

Plan View Comparison



Standard 36" Height



ADA Compliant 34" Height

Note: All dimensions rounded up to the nearest 1/8".

True Worktop Units Are Designed To Accomodate
American Disabilities Act (ADA) Requirements.

TWT ADA COMPLIANT PACKAGES

Model	Counter Height	List Price
SOLID DOOR REFRIGERATORS		
TWT-27-ADA-HC	34	5015
TWT-36-ADA-HC	34	6899
TWT-48-ADA-HC	34	7521
TWT-60-ADA-HC	34	8350
TWT-72-ADA-HC	34	9575
REFRIGERATORS WITH DRAWERS OR DOOR/DRAWER COMBO		
TWT-27D-2-ADA-HC	34	7418
TWT-48D-2-ADA-HC	34	9923
TWT-48D-4-ADA-HC	34	12,330
TWT-60D-2-ADA-HC	34	10,752
TWT-60D-4-ADA-HC	34	13,155
SOLID DOOR REFRIGERATORS~SPEC3		
TWT-27-ADA-HC~SPEC3	34	5917
TWT-36-ADA-HC~SPEC3	34	8138
TWT-48-ADA-HC~SPEC3	34	8876
TWT-60-ADA-HC~SPEC3	34	9851
TWT-72-ADA-HC~SPEC3	34	11,298
REFRIGERATORS WITH DRAWERS OR DOOR/DRAWER COMBO~SPEC3		
TWT-27D-2-ADA-HC~SPEC3	34	8752
TWT-48D-2-ADA-HC~SPEC3	34	11,709
TWT-48D-4-ADA-HC~SPEC3	34	14,549
TWT-60D-2-ADA-HC~SPEC3	34	12,687
TWT-60D-4-ADA-HC~SPEC3	34	15,525



TRCB

CHEF BASES



scan for video

TRCB CHEF BASE REFRIGERATORS

Solid Drawers



TRCB-36



TRCB-48



TRCB-52-60



TRCB-72



TRCB-82-86



TRCB-96

Features/Benefits

- Oversized, environmentally-friendly refrigeration system (134A).
- Maintains cold 33°F to 38°F (0.5°C to 3.3°C) product temperatures.
- All stainless steel front, top and sides.
- Corrosion resistant GalFan coated steel back.
- Interior - attractive, NSF approved, clear aluminum liner. Stainless steel floor with coved corners.
- Chef base top is made of one-piece heavy-duty, 18 gauge, reinforced stainless steel with drip guard (16 gauge tops available). True's drip resistant "V" edge protects against spills.
- Top is insulated to eliminate heat transfer to interior of cabinet.
- 4" (102mm) diameter castors standard equipment (legs available).
- Strong, durable construction - One section cabinet countertop supports up to 717 pounds of equipment. Two section cabinet countertop supports up to 1,084 pounds of equipment. Three section cabinet countertop supports up to 2,000 pounds of equipment.
- Exterior, digital temperature display.
- Front breathing.
- Self-contained system.
- Drawer facings, liners and frames are stainless steel.
- Recessed handles.
- Each drawer is equipped with full perimeter magnetic gaskets (removable for cleaning).
- Accommodates two 12" (305mm)L x 20" (508mm)W x 4" (102mm)D pans per drawer (TRCB-52's, TRCB-96 and left side drawers of TRCB-82's accommodate three 12" (305mm)L x 20" (508mm)W x 4" (102mm)D pans per drawer). TRCB-36 accommodates one 12" (305mm)L x 20" (508mm)W x 4" (102mm)D pan and three 6" (153mm)L x 6" (153mm)W x 4" (102mm)D pans per drawer. Pans not included.
- One, heavy gauge, removable, stainless steel pan divider per drawer (two pan dividers per drawer standard on TRCB-52's, TRCB-96 and left side drawers of TRCB-82's).
- TRCB-52-60, TRCB-79-86, TRCB-82-84 & TRCB-82-86 feature extended heavy-duty top for additional equipment space.
- All TRCB units are available with a flat top option (no marine edge) at no extra charge when unit is ordered with option (lead time may apply).
- Drawer locks available for all units.

TRCB CHEF BASE REFRIGERATORS

Model	Drawers	HP	Amps	Crated Weight	Cabinet Dimensions W D† H*	List Price
WITH DRAWERS						
TRCB-36	2	1/5	5.7	280	36 3/8 x 32 1/8 x 20 3/8	12,812
TRCB-48	2	1/5	5.4	325	48 3/8 x 32 1/8 x 20 3/8	14,399
TRCB-52	2	1/5	8.1	340	51 7/8 x 32 1/8 x 20 3/8	14,399
TRCB-52-60	2	1/5	8.1	370	60 x 32 1/8 x 20 3/8	14,849
TRCB-72	4	1/5	9.9	485	72 3/8 x 32 1/8 x 20 3/8	17,452
TRCB-79	4	1/5	8.8	495	79 1/4 x 30 1/2 x 20 3/8	18,780
TRCB-79-86	4	1/5	8.8	490	86 1/4 x 30 1/2 x 20 3/8	19,003
TRCB-82	4	1/5	10.3	530	82 3/8 x 32 1/8 x 20 3/8	18,780
TRCB-82-84	4	1/5	10.3	555	84 x 32 1/8 x 20 3/8	18,892
TRCB-82-86	4	1/5	10.3	515	86 1/4 x 32 1/8 x 20 3/8	19,003
TRCB-96	4	1/5	10.4	610	95 1/2 x 32 1/8 x 20 3/8	21,883
TRCB-110	6	1/5	9.5	695	110 x 30 1/2 x 20 3/8	24,982

† Depth does not include 1" (26mm) for rear bumpers.
* Height does not include 5" (127mm) for castors or 6" (153mm) for optional legs.

Recommended Operating Conditions

- Installation of a heat shield is recommended for optimum performance (supplied by others).
- Counter top cooking equipment should be used in conjunction with the manufacturer supplied legs.
- Minimum clearance of 4" required between bottom of cooking equipment heating element and TRCB top. Failure to provide clearance voids manufacturer warranty.

TRCB HEAVY GUAGE TOPS

Model	Equipment List Upcharge Price
HEAVY, 16 GUAGE TOPS	
TRCB-36	1239
TRCB-48	1650
TRCB-52	1650
TRCB-52-60	1900
TRCB-72	1928
TRCB-79	2114
TRCB-79-86	2345
TRCB-82	2230
TRCB-82-84	2286
TRCB-82-86	2339
TRCB-96	2481
TRCB-110	2814



Flat top option

TRCB DRAWER LOCKS

Model	Equipment List Upcharge Price
HEAVY, 16 GUAGE TOPS	
All TRCB's (Per Drawer)	197



Drawer locks



TMC

MILK COOLERS



scan for video

TMC MILK COOLERS

Single and Dual Sided Refrigerators



TMC-34-HC



TMC-34-S-HC



TMC-49-DS-HC



TMC-49-S-SS-HC



TMC-58-S-DS-SS-HC

Features/Benefits

- Factory balanced, environmentally-friendly R290 Hydrocarbon forced-air refrigeration system.
- High capacity, factory balanced, forced-air refrigeration system maintains milk temperatures of 33°F to 38°F (.5°C to 3.3°C). Colder holding temperatures provide better tasting milk, increased sales and less product waste.
- Stainless steel or combination stainless/white powder coated cold rolled steel exterior.
- Exterior custom colors/graphics available as an upcharge (consult factory).
- Reinforced, stainless steel interior floor.
- Interior - attractive, NSF approved, clear aluminum or stainless steel.
- Exterior digital temperature display standard for easy visibility.
- Easy-roll, all swivel 4" (102mm) diameter castors (front castors lock in place).
- Locks standard.
- Heavy-duty floor rack standard.
- Convenient clean out drain standard.
- Door support bumpers.
- Dual sided models offer convenient, efficient access to refrigerated product.
- All stainless steel self-service doors feature convenient drop front and "hold-open" flip-up top.
- Self-contained system.
- Available with optional corner bumpers.
- All crate capacities are for standard 13" x 13" x 11 1/8" (331 x 331 x 296 mm) milk crate.

TMC MILK COOLERS

Model	Doors	Crate Capacity	Floor Racks	HP	Amps	Crated Weight	Cabinet Dimensions W** D† H*	List Price
WHITE & STAINLESS STEEL EXTERIOR/CLEAR ALUMINUM INTERIOR								
TMC-34-HC	2	8	2	1/2	2.7	305	34 x 33 x 41 1/2	6110
TMC-49-HC	2	12	3	1/2	2.7	380	49 x 33 x 41 1/2	6848
TMC-58-HC	2	16	3	1/2	2.7	425	58 x 33 x 41 1/2	7652
STAINLESS STEEL EXTERIOR/CLEAR ALUMINUM INTERIOR								
TMC-34-S-HC	2	8	2	1/2	2.7	290	34 x 33 x 41 1/2	6537
TMC-49-S-HC	2	12	3	1/2	2.7	365	49 x 33 x 41 1/2	7327
TMC-58-S-HC	2	16	3	1/2	2.7	410	58 x 33 x 41 1/2	8186
WHITE & STAINLESS STEEL EXTERIOR/STAINLESS STEEL INTERIOR								
TMC-34-SS-HC	2	8	2	1/2	2.7	360	34 x 33 x 41 1/2	6294
TMC-49-SS-HC	2	12	3	1/2	2.7	395	49 x 33 x 41 1/2	7054
TMC-58-SS-HC	2	16	3	1/2	2.7	440	58 x 33 x 41 1/2	7882
STAINLESS STEEL EXTERIOR/STAINLESS STEEL INTERIOR								
TMC-34-S-SS-HC	2	8	2	1/2	2.7	345	34 x 33 x 41 1/2	6720
TMC-49-S-SS-HC	2	12	3	1/2	2.7	430	49 x 33 x 41 1/2	7532
TMC-58-S-SS-HC	2	16	3	1/2	2.7	445	58 x 33 x 41 1/2	8417

** Width does not include 1/2" (4mm) each side for lid pins.
† Depth does not include 1" (26mm) for bumpers.
* Height does not include 5 1/8" (131mm) for castors.

TMC DUAL SIDED MILK COOLERS

Model	Doors	Crate Capacity	Floor Racks	HP	Amps	Crated Weight	Cabinet Dimensions W** D† H*	List Price
WHITE & STAINLESS STEEL EXTERIOR/CLEAR ALUMINUM INTERIOR								
TMC-34-DS-HC	4	8	3	1/2	2.7	320	34 x 33 x 41 1/2	7445
TMC-49-DS-HC	4	12	3	1/2	2.7	395	49 x 33 x 41 1/2	8346
TMC-58-DS-HC	4	16	3	1/2	2.7	440	58 x 33 x 41 1/2	9037
STAINLESS STEEL EXTERIOR/CLEAR ALUMINUM INTERIOR								
TMC-34-S-DS-HC	4	8	3	1/2	2.7	360	34 x 33 x 41 1/2	7966
TMC-49-S-DS-HC	4	12	3	1/2	2.7	405	49 x 33 x 41 1/2	8930
TMC-58-S-DS-HC	4	16	3	1/2	2.7	485	58 x 33 x 41 1/2	9669
WHITE & STAINLESS STEEL EXTERIOR/STAINLESS STEEL INTERIOR								
TMC-34-DS-SS-HC	4	8	3	1/2	2.7	350	34 x 33 x 41 1/2	7668
TMC-49-DS-SS-HC	4	12	3	1/2	2.7	400	49 x 33 x 41 1/2	8597
TMC-58-DS-SS-HC	4	16	3	1/2	2.7	460	58 x 33 x 41 1/2	9308
STAINLESS STEEL EXTERIOR/STAINLESS STEEL INTERIOR								
TMC-34-S-DS-SS-HC	4	8	3	1/2	2.7	355	34 x 33 x 41 1/2	8188
TMC-49-S-DS-SS-HC	4	12	3	1/2	2.7	425	49 x 33 x 41 1/2	9182
TMC-58-S-DS-SS-HC	4	16	3	1/2	2.7	485	58 x 33 x 41 1/2	9941

** Width does not include 1/2" each side for lid pins.
† Depth does not include 1" each side for bumpers.
* Height does not include 5 1/8" for castors.

- Forced air refrigeration system designed to create colder temperatures for improved milk safety.
- Dual access Milk Cooler provides convenient stocking and servicing.

GDM® is a registered trademark of TRUE MANUFACTURING, CO., INC.

TVM® is a registered trademark of TRUE MANUFACTURING, CO., INC.



GDM/TVM/FLM



GLASS DOOR MERCHANDISERS



scan for video

GDM GLASS DOOR MERCHANDISER REFRIGERATORS

Swing Doors



GDM-10-HC-TSL01

GDM-23-HC-TSL01



GDM-15-RTO-HC-LD

GDM-72-HC-TSL01



GDM-26-HC-TSL01
(Optional Stainless
Exterior, Upcharge
Applies)

GDM-43-HC-TSL01
(Optional White
Exterior)

Features/Benefits

- Factory balanced, environmentally-friendly R290 Hydrocarbon forced-air refrigeration system.
 - Refrigerators maintain cold 33°F to 38°F (0.5°C to 3.3°C) product temperatures.
 - Exterior - non-peel or chip black powder coated cold rolled steel; durable and permanent. Available in White exterior at no extra charge.
 - Interior - attractive, NSF approved, white aluminum with stainless steel floor.
 - Energy efficient, "Low-E", thermal insulated glass doors.
 - LED interior lighting provides more even lighting throughout the cabinet. Safety shielded.
 - Adjustable, heavy-duty, PVC-coated wire shelves - 3/8" (10 mm) thick, pure grade vinyl coating.
 - Positive seal self-closing doors.
 - Illuminated sign panel included (decals on GDM-10-HC-TSL01, GDM-10-58-HC-TSL01, GDM-10SSL-HC-TSL01, GDM-10PT-HC-TSL01 & GDM-12-HC-TSL01).
 - See our website www.truemfg.com for the latest color & sign offerings.
 - Bottom mount compressor.
 - Self-contained system, no plumbing required.
 - Available with optional legs or 2 1/2" (64mm) diameter castors. GDM-10-HC-LD, GDM-10SSL-LD, & GDM-12-HC-LD available with optional 2 1/2" (64mm) diameter castors only.
 - Optional red wine, white wine, or chocolate thermostat available.
 - Optional black or stainless interiors available. Upcharge and lead times will apply.
 - Optional stainless exteriors available. Upcharge and lead times will apply.
 - GDM-49RL-HC-TSL01 rear doors are black powder coated solid swing doors with recessed handles.
- Bottom Mounted Units have...**
- A "no-stoop", lower shelf.
 - Allows for top storage.
 - Compressor can be serviced easily, and accessed by a single repairman.
- Radius Front Models...**
- GDM-35SL-RF-HC-LD standard with recessed handles; optional door locks available.

GDM GLASS DOOR MERCHANDISER REFRIGERATORS

Model	# of Doors	# of Shelves	HP	Amps	Crated Weight	Cabinet Dimensions W D† H	List Price
SWING DOORS							
GDM-10-HC-TSL01	1	3	1/6	2.0	TBD	24 7/8 x 22 7/8 x 53 3/4	5093
GDM-10-58-HC-TSL01	1	3	1/6	2.0	210	24 7/8 x 22 7/8 x 58	5093
GDM-10SSL-HC-TSL01	1	3	1/6	2.0	170	24 7/8 x 18 x 53 1/2	5831
GDM-12-HC-TSL01	1	3	1/6	2.0	TBD	24 7/8 x 22 7/8 x 62 3/4	5214
GDM-15-RTO-HC-LD	1	5	1/6	2.0	258	24 7/8 x 24 3/4 x 75	10,036
GDM-19T-HC-TSL01	1	4	1/3	5.4	315	27 x 24 7/8 x 78 3/4	5953
GDM-23-HC-TSL01	1	4	1/3	5.4	355	27 x 29 7/8 x 78 3/4	6266
GDM-26-HC-TSL01	1	5	1/3	5.4	325	30 x 29 7/8 x 78 3/4	6493
GDM-35-HC-TSL01	2	8	1/2	6.5	370	39 1/2 x 29 7/8 x 78 3/4	8506
GDM-43-HC-TSL01	2	8	1/2	6.5	410	47 1/8 x 29 7/8 x 78 3/4	9802
GDM-49-HC-TSL01	2	8	1/2	7.3	465	54 1/8 x 29 7/8 x 78 3/4	10,010
GDM-72-HC-TSL01	3	12	1/2	9.3	630	78 1/8 x 29 7/8 x 78 3/4	13,179
PASS-THRU SWING DOORS							
GDM-10PT-HC-TSL01	1 fr / 1 bk	3	1/6	2.2	TBD	24 7/8 x 25 1/2 x 53 3/4	6818
REAR-LOAD SWING DOORS							
GDM-49RL-HC-TSL01	2 fr / 2 bk	8	1/2	7.3	555	54 1/8 x 32 1/8 x 78 1/2	12,523
RADIUS FRONT SWING DOORS							
GDM-35SL-RF-HC-LD	2	4	1/6	3.4	275	39 3/4 x 24 1/4 x 58 1/8	11,213

† Depth does not include 1 5/8" (42mm) for door handle.
† Depth does not include 1 5/8" (42 mm) each side for door handles on GDM-10PT-HC-TSL01.
† Depth does not include 1" (26mm) for rear bumpers on GDM-10-HC-TSL01, GDM-10-58-HC-TSL01, GDM-10SSL-HC-TSL01 & GDM-12-HC-TSL01.

GDM EXTERIOR OPTIONS

Number of Sections	Stainless Exterior Equipment List Upcharge Price
1 Section	779
2 Section	838
3 Section	864

Note: Rear loads are double exterior price.

GDM INTERIOR OPTIONS

Number of Sections	Black Interior Equipment List Upcharge Price	Stainless Interior Equipment List Upcharge Price
1 Section	800	947
2 Section	1308	1451
3 Section	1669	1814

Note: For standard swing and slide door models only.

GDM GLASS DOOR MERCHANDISER REFRIGERATORS

Slide Doors



GDM-33-HC-LD

GDM-47-HC-LD



GDM-41SL-HC-LD

GDM-45-HC-LD



GDM-69-HC-LD

Features/Benefits

- Factory balanced, environmentally-friendly R290 Hydrocarbon forced-air refrigeration system.
- Refrigerators maintain cold 33°F to 38°F (0.5°C to 3.3°C) product temperatures.
- Exterior - non-peel or chip black powder coated cold rolled steel; durable and permanent. Available in White exterior at no extra charge.
- Interior - attractive, NSF approved, white aluminum with stainless steel floor.
- Energy efficient, "Low-E", thermal insulated glass doors.
- LED interior lighting provides more even lighting throughout the cabinet. Safety shielded.
- Adjustable, heavy-duty, PVC-coated wire shelves - 3/8" (10 mm) thick, pure grade vinyl coating.
- Self closing slide doors. Counter-balanced weight system for smooth, even, positive closing.
- Illuminated sign panel included.
- See our website www.truemfg.com for the latest color & sign offerings.
- Bottom mount compressor.
- Self-contained system, no plumbing required.
- Available with optional legs or 2 1/2" (64mm) diameter castors.
- Optional red wine, white wine, or chocolate thermostat available.
- Optional black or stainless interiors available. Upcharge and lead times will apply.
- Optional stainless exteriors available. Upcharge and lead times will apply.
- GDM-47RL-HC-LD rear doors are black powder coated solid swing doors with recessed handles.

Bottom Mounted Units have...

- A "no-stoop", lower shelf.
- Allows for top storage.
- Compressor can be serviced easily, and accessed by a single repairman.

GDM GLASS DOOR MERCHANDISER REFRIGERATORS

Model	# of Doors	# of Shelves	HP	Amps	Crated Weight	Cabinet Dimensions W D† H	List Price
SLIDE DOORS							
GDM-33-HC-LD	2	8	1/2	6.5	370	39 1/2 x 29 3/4 x 78 3/4	8384
GDM-37-HC-LD	2	8	1/2	6.5	395	43 1/2 x 29 3/4 x 78 3/4	8742
GDM-41-HC-LD	2	8	1/2	6.5	405	47 1/4 x 29 3/4 x 78 3/4	9333
GDM-41SL-HC-LD	2	8	1/2	10.8	410	47 1/4 x 24 1/4 x 78 3/4	10,252
GDM-45-HC-LD	2	8	1/2	8.5	465	51 1/4 x 29 3/4 x 78 3/4	9582
GDM-47-HC-LD	2	8	1/2	8.5	485	54 1/4 x 29 3/4 x 78 3/4	9937
GDM-69-HC-LD	3	12	1/2	7.3	635	78 3/4 x 29 3/4 x 78 3/4	12,768
REAR-LOAD SLIDE DOORS							
GDM-47RL-HC-LD	2 fr / 2 bk	8	1/2	8.5	535	54 1/4 x 32 1/4 x 78 3/4	12,405

† Depth does not include 3/8" (10mm) for door handle.

GDM GLASS DOOR MERCHANDISER FREEZERS
GDIM ICE MERCHANDISERS
Swing Doors



GDM-07F-HC-TSL01
(Optional White Exterior)



GDM-10F-HC-TSL01



GDM-23F-HC-TSL01
(Optional White Exterior)



GDM-43F-HC-TSL01
(Optional Stainless Exterior)



GDIM-26NT-HC-TSL01



GDIM-49NT-HC-TSL01

Features/Benefits

- Factory balanced, environmentally-friendly R290 Hydrocarbon forced-air refrigeration system.
- Freezers maintain cold -10°F (-23.3°C) product temperatures for storage of frozen food and ice cream.
- Exterior - non-peel or chip black powder coated cold rolled steel; durable and permanent. Available in White exterior at no extra charge.
- Interior - attractive, NSF approved, white aluminum with stainless steel floor.
- Standard backguard and floor rack improve airflow.
- Energy efficient, triple pane, thermal insulated glass doors.
- LED interior lighting provides more even lighting throughout the cabinet. Safety shielded.
- Adjustable, PVC-coated wire shelves.
- Positive seal self-closing doors.
- Automatic defrost system time-initiated, temperature-terminated (GDM-07F-HC-TSL01 time-initiated, time-terminated).
- Automatic evaporator fan motor delay during defrost cycle.
- Large evaporator and coil heater permit short defrost cycle.
- Illuminated sign panel included (decals on GDM-07F-HC-TSL01, GDM-10F-HC-TSL01, GDM-12F-HC-TSL01).
- See our website www.truemfg.com for the latest color & sign offerings.
- Bottom mount compressor.
- Self-contained system, no plumbing required.
- Available with optional legs or 2 1/2" (64mm) diameter castors. (legs not available on GDM-10F-HC-TSL01 & GDM-12F-HC-TSL01; 2 1/2" (64mm) castors not available on GDM-07F-HC-TSL01). GDM-07F-HC-TSL01 standard with 2 1/2" (64mm) legs; leg levelers standard for all other models shown.
- Optional black or stainless interiors available. Upcharge and lead times will apply.
- Optional stainless exteriors available. Upcharge and lead times will apply.
- **Bottom Mounted Units have...**
 - A "no-stoop", lower shelf.
 - Allows for top storage.
 - Compressor can be serviced easily, and accessed by a single repairman.
- **GDIM Units have...**
 - Holds 20°F to 25°F (-6.7°C to -3.9°C).
 - Anti-fog film adhered to the glass pane to minimize condensation build-up.
 - Capacity - GDIM-26NT-HC-TSL01 holds 54 eight pound bags; GDIM-49NT-HC-TSL01 holds 117 eight pound bags.
 - Minimum wattage heater in cabinet frame and doors.

GDM GLASS DOOR MERCHANDISER FREEZERS

Model	# of Doors	# of Shelves	HP	Amps	Crated Weight	Cabinet Dimensions W D† H	List Price
SWING DOORS							
GDM-07F-HC-TSL01	1	3	¼	2.8	195	24½ x 24½ x 39½	7743
GDM-10F-HC-TSL01	1	3	½	4.5	235	24½ x 22½ x 53½	9155
GDM-12F-HC-TSL01	1	3	½	4.5	TBD	24½ x 23½ x 62½	9844
GDM-19T-F-TSL01	1	4	¾	8.7	325	27 x 24½ x 78½	11,432
GDM-23F-HC-TSL01	1	4	1	9.5	350	27 x 29½ x 78½	13,790
GDM-26F-HC-TSL01	1	4	1	9.5	340	30 x 29½ x 78½	14,281
GDM-35F-TSL01	2	8	1¼	11.5	565	39½ x 29½ x 78½	17,155
GDM-43F-HC-TSL01	2	8	½	10.6	550	47½ x 29½ x 78½	18,245
GDM-49F-HC-TSL01	2	8	¾	12.3	600	54½ x 29½ x 78½	18,768
GDM-72F-HC-TSL01	3	12	1	11.1	850	78½ x 29½ x 78½	27,105

† Depth does not include 1 3/8" (42mm) for door handle. † Depth does not include 1" (26mm) for rear bumpers on GDM-10F-HC-TSL01 & GDM-12F-HC-TSL01.
Note: GDM-49F-HC-TSL01 & GDM-72F-HC-TSL01 are completely pre-wired at the factory and are ready for final connection to a single 115/208-230/60Hz single phase, 20 amp dedicated circuit.
Note: GDM-12F-HC-LD height does not include 1" (26mm) for door hinge.

GDIM GLASS DOOR ICE MERCHANDISERS

Model	# of Doors	# of Floor Racks	HP	Amps	Crated Weight	Cabinet Dimensions W D† H	List Price
SWING DOORS							
GDIM-26NT-HC-TSL01	1	1	½	6.0	TBD	30 x 29½ x 78½	7486
GDIM-49NT-HC-TSL01	2	2	½	7.0	455	54½ x 29½ x 78½	12,156

† Depth does not include 1 3/8" (35mm) for door handles.

G4SM GLASS FOUR SIDED MERCHANDISERS
GEM GLASS END MERCHANDISERS

Swing Doors



G4SM-23-HC-TSL01



G4SM-23PT-HC-TSL01



G4SM-23RGS-TSL01



GEM-23-HC-TSL01

Features/Benefits

- Factory balanced, environmentally-friendly R290 Hydrocarbon forced-air refrigeration system. Oversized and balanced, environmentally-friendly (134A) refrigeration on G4SM-23RGS~TSL01.
 - Refrigerators maintain cold 33°F to 38°F (0.5°C to 3.3°C) product temperatures.
 - G4SM: Exterior - attractive, high-luster copper powder coated finish. Bronze finish is not a solid color and designed with slight variations throughout for high end appearance. Available in Black or White exterior at no extra charge.
 - Interior - attractive, NSF approved, white aluminum with stainless steel floor.
 - Energy efficient, “Low-E”, thermal insulated glass.
 - Maximum product visibility with glass ends.
 - LED interior lighting provides more even lighting throughout the cabinet. Safety shielded.
 - Adjustable, heavy-duty, PVC-coated wire shelves - 3⁄8" (10 mm) thick, pure grade vinyl coating.
 - Positive seal self-closing doors.
 - Illuminated, 4-color process sign panel included.
 - See our website www.truemfg.com for the latest color & sign offerings.
 - Bottom mount compressor.
 - Self-contained system, no plumbing required.
 - Available with optional legs or 2½" (64mm) diameter castors.
 - Optional black interiors available. Upcharge and lead times will apply.
 - Optional stainless exteriors available. Upcharge and lead times will apply.
- Bottom Mounted Units have...**
- A “no-stoop”, lower shelf.
 - Allows for top storage.
 - Compressor can be serviced easily, and accessed by a single repairman.
- Glass End Merchandiser Models have...**
- Exterior - durable and permanent non-peel or chip black powder coated cold rolled steel. Available in White exterior at no extra charge.
 - Optional black interiors available. Upcharge and lead times will apply.

G4SM GLASS FOUR SIDED MERCANDISER REFRIGERATORS

Model	# of Doors	# of Shelves	HP	Amps	Crated Weight	Cabinet Dimensions W D† H	List Price
SWING DOORS							
G4SM-23-HC~TSL01	1	4	½	5.4	375	27½ x 30½ x 78½	10,673
G4SM-23PT-HC~TSL01	2	4	½	5.4	375	27½ x 32¾ x 78½	12,926
ROTATING GLASS SHELF							
G4SM-23RGS~TSL01	1	6	½	5.8	360	27½ x 30½ x 78½	14,714

† Depth does not include 1¾" (35mm) for door handles (rear load and pass thru's have handles front and back).
note: G4SM-23RGS~TSL01 has five glass shelves and one mirrored shelf (positioned on bottom).

GEM GLASS END MERCHANDISERS

Model	# of Doors	# of Shelves	HP	Amps	Crated Weight	Cabinet Dimensions W D† H	List Price
SWING DOORS							
GEM-23-HC~TSL01	1	4	½	5.4	TBD	27½ x 29½ x 78½	9202

† Depth does not include 1¾" (35mm) for door handle on swing door models.

GDM GLASS DOOR MERCHANDISER CONVENIENCE STORE REFRIGERATORS
GDM COUNTER-TOP REFRIGERATORS

Swing and Slide Doors



GDM-33SSL-56-HC-LD GDM-41SL-60-HC-LD



GDM-33CPT-54-HC-LD GDM-08-HC-TSL01



GDM-30-HC-LD GDM-10SSL-HC-TSL01



GDM-09-SQ-HC-LD GDM-06-34-HC-TSL01

Features/Benefits

- Convenience Store Models have...**
- Lower and narrow profile convenience store coolers allow extra visibility throughout store. Makes gondola and center store placement possible.
 - "HC" models are factory balanced, environmentally-friendly R290 Hydrocarbon forced-air refrigeration system. Non-HC models have Oversized, environmentally-friendly (134A) refrigeration.
 - Refrigerators maintain cold 33°F to 38°F (0.5°C to 3.3°C) product temperatures.
 - Exterior - non-peel or chip black powder coated cold rolled steel; durable and permanent. Available in White exterior at no extra charge.
 - Interior - attractive, NSF approved, white aluminum with stainless steel floor.
 - Energy efficient, "Low-E", thermal insulated glass doors.
 - LED interior lighting provides more even lighting throughout the cabinet. Safety shielded.
 - Adjustable, heavy-duty, PVC-coated wire shelves - 3/8" (10 mm) thick, pure grade vinyl coating.
 - Positive seal self-closing doors.
 - Decal included.
 - See our website www.truemfg.com for the latest color & sign offerings.
 - Bottom mount compressor.
 - Self-contained system, no plumbing required.
 - Available with optional legs or 2 1/2" (64mm) diameter castors. GDM-06-34-HC-TSL01, GDM-10-HC-TSL01, GDM-10SSL-HC-TSL01, GDM-10PT-HC-TSL01 & GDM-12-HC-TSL01 available with optional 2 1/2" (64mm) diameter castors only.
 - Optional black interiors available. Upcharge and lead times will apply.
 - Optional stainless exteriors available. Upcharge and lead times will apply.
- Counter-Top Models have...**
- Designed for convenient access, fast service, and attractive display.
 - Factory balanced, environmentally-friendly R290 Hydrocarbon forced-air refrigeration system. Non-HC models have Oversized, environmentally-friendly (134A) refrigeration.
 - Exterior - non-peel or chip black powder coated cold rolled steel; durable and permanent. Available in White exterior at no extra charge.
 - Interior - attractive, NSF approved, white aluminum with stainless steel floor.
 - Energy efficient, "Low-E", thermal insulated glass doors.
 - LED interior lighting provides more even lighting throughout the cabinet. Safety shielded.
 - Adjustable, heavy-duty, PVC-coated wire shelves - 3/8" (10 mm) thick, pure grade vinyl coating.
 - Positive seal self-closing doors.
 - Illuminated sign panel - "True Stripe" standard (decal on GDM-07/07-S-HC-TSL01).
 - Energy efficient - no heater wires or electric condensate pans are required that offset refrigeration.
 - GDM-07/7-S-HC-TSL01 are standard with 2 1/2" (64mm) legs; leg levelers standard for all other models shown.
 - GDM-05/05-S/05PT/05PT-S-HC-TSL01 & GDM-07/7-S-HC-TSL01 available with optional 4" legs. GDM-06-34-HC-TSL01 available with optional 2 1/2" (64mm) castors.
 - Self-contained system, no plumbing required.
 - Optional black interiors available. Upcharge and lead times will apply.

GDM GLASS DOOR MERCHANDISER CONVENIENCE STORE REFRIGERATORS

Model	# of Doors	# of Shelves	HP	Amps	Crated Weight	Cabinet Dimensions W D† H	List Price
LOWER HEIGHT & NARROW DEPTH SWING DOORS							
GDM-33SSL-56-HC-LD	2	4	1/2	3.0	235	36 x 18 x 56	8921
GDM-41SL-54-HC-LD	2	6	1/4	3.8	295	47 1/2 x 21 x 54 1/2	10,633
GDM-41SL-60-HC-LD	2	6	1/4	3.8	345	47 1/2 x 21 x 59 1/2	11,040
LOWER HEIGHT & NARROW DEPTH, FAST LANE, PASS-THRU SWING DOORS							
GDM-33CPT-LD	2 fr / 2 bk	3	1/2	4.1	400	39 1/2 x 24 1/2 x 59 1/2	10,991
GDM-33CPT-54-HC-LD	2 fr / 2 bk	3	1/2	2.0	TBD	39 1/2 x 24 1/2 x 54 1/2	10,585
GDM-41CPT-48-HC-LD	2 fr / 2 bk	6	1/2	2.0	394	48 x 24 1/2 x 48	12,051
LOWER HEIGHT - END OF AISLE MERCHANDISER							
GDM-08-HC-TSL01	1	3	1/2	1.7	180	23 1/2 x 23 x 48	5093
GDM-10-HC-TSL01	1	3	1/2	2.0	TBD	24 7/8 x 22 7/8 x 53 3/4	5093
GDM-10SSL-HC-TSL01	1	3	1/2	2.0	170	24 7/8 x 18 x 53 1/2	5831
GDM-10PT-HC-TSL01	1 fr / 1 bk	3	1/2	2.2	TBD	24 7/8 x 25 1/2 x 53 3/4	6818
GDM-30-HC-LD	2	4	1/4	3.8	250	30 7/8 x 23 1/2 x 55 1/2	9409

† Depth does not include 1 3/8" (35mm) for handle on swing door models (GDM-10PT-HC-TSL01 has handles front & back); or 7/8" (23mm) on slide door models (GDM-33CPT-TSL01 & GDM-33CPT-54-TSL01 has handles front and back). † Depth does not include 1" (26mm) for rear bumpers on GDM-10-HC-TSL01 & GDM-10SSL-TSL01.

GDM GLASS DOOR MERCHANDISER COUNTER-TOP REFRIGERATORS

Model	# of Doors	# of Shelves	HP	Amps	Crated Weight	Cabinet Dimensions W D† H	List Price
BLACK EXTERIOR SWING DOORS							
GDM-05-HC-TSL01	1	2	1/2	2.7	155	24 x 23 3/8 x 36 1/4	4441
GDM-06-34-HC-TSL01	1	3	1/2	1.6	175	20 1/2 x 26 3/8 x 33 1/2	4277
GDM-07-HC-TSL01	1	3	1/2	1.9	180	24 1/8 x 24 1/8 x 39 7/8	4526
BLACK EXTERIOR SLIDE DOORS							
GDM-09-SQ-HC-LD	2	3	1/2	1.9	230	36 x 22 3/8 x 40	6175
STAINLESS STEEL EXTERIOR SWING DOORS							
GDM-05-S-HC-TSL01	1	2	1/2	2.7	155	24 x 23 3/8 x 36 1/4	4665
GDM-07-S-HC-TSL01	1	3	1/2	1.9	TBD	24 1/8 x 24 1/8 x 39 7/8	4828
GDM-09-SQ-S-HC-LD	2	3	1/2	1.9	TBD	36 x 22 3/8 x 40	6479
PASS-THRU BLACK EXTERIOR SWING DOORS							
GDM-05PT-HC-TSL01	1 fr / 1 bk	2	1/2	2.7	165	24 x 23 3/8 x 36 1/4	6503
PASS-THRU STAINLESS STEEL EXTERIOR SWING DOORS							
GDM-05PT-S-HC-TSL01	1 fr / 1 bk	2	1/2	2.7	165	24 x 23 3/8 x 36 1/4	6774
STAINLESS EXTERIOR SLIDE DOORS							
TSD-09G-HC-LD	2	3	1/2	1.9	280	36 x 21 x 35 7/8	6794

† Depth does not include 1 3/8" (42mm) for handle on swing door models (GDM-05PT-HC-TSL01/05PT-S-HC-TSL01 (front and back) or 3/4" (20mm) on slide door models.

GDM GLASS DOOR MERCHANDISER FLORAL CASES
G4SM GLASS FOUR SIDED MERCHANDISER FLORAL CASES
GDM GLASS DOOR WINE MERCHANDISERS

Swing & Slide Doors



GDM-12FC-HC-TSL01 GDM-23FC-HC-TSL01



G4SM-23W-HC-TSL01
(Optional Copper Exterior) GDM-49FC-HC-TSL01



GDM-23W-HC-TSL01 GDM-47FC-HC-LD

Features/Benefits

- Factory balanced, environmentally-friendly R290 Hydrocarbon forced-air refrigeration system.
 - Exterior - non-peel or chip black powder coated cold rolled steel; durable and permanent. Available in White exterior at no extra charge.
 - Interior - attractive NSF approved, black aluminum for vivid contrast and dramatic display of flowers. Non peel or chip interior - stainless steel floor.
 - Energy efficient, "Low-E", thermal insulated glass doors.
 - Illuminated sign panel. (decals on GDM-12FC-HC-TSL01 models).
 - Adjustable, heavy-duty, black PVC-coated wire shelves.
 - LED interior lighting provides more even lighting throughout the cabinet. Safety shielded.
 - Adjustable, heavy-duty, PVC-coated wire shelves - 3/8" (10 mm) thick, pure grade vinyl coating.
 - Positive seal self-closing doors.
 - Illuminated sign panel included (decals on GDM-10-HC-TSL01, GDM-10-58-HC-TSL01, GDM-10SSL-HC-TSL01, GDM-10PT-HC-TSL01 & GDM-12-HC-TSL01).
 - See our website www.truemfg.com for the latest color & sign offerings.
 - Bottom mount compressor.
 - Self-contained system, no plumbing required.
 - Available with optional legs or 2 1/2" (64mm) diameter castors. GDM-12FC-HC-TSL01 available with optional 2 1/2" (64mm) diameter castors only.
 - Optional stainless interiors available. Upcharge and lead times will apply.
 - Optional stainless exteriors available. Upcharge and lead times will apply.
- Floral Cases have...**
- Designed to hold 35°F (1.7°C).
 - Baffled airflow - blossom supporting, correct temperature and humidity for longer shelf life of fresh flowers.
 - Mirrored interior backs available.
 - Allows for top storage.
 - Compressor can be serviced easily, and accessed by a single repairman.
- Wine Merchandisers have...**
- Designed to hold 33°F to 38°F (0.5°C to 3.3°C).
 - Standard with 4 wine racks and 1 wire shelf per door.
 - Standard with mirrored back.
 - GDM-23W-HC-TSL01 is standard with locks.
 - Optional red wine, white wine, or chocolate wine thermostat available.

GDM GLASS DOOR MERCHANDISER FLORAL CASES

Model	# of Doors	# of Shelves	HP	Amps	Crated Weight	Cabinet Dimensions W D H	List Price
SWING DOORS							
GDM-12FC-HC-TSL01	1	2	1/6	2.0	233	24 3/8 x 23 1/2 x 62 3/8	5987
GDM-23FC-HC-TSL01	1	2	1/3	5.4	355	27 x 29 3/8 x 78 3/8	7084
GDM-49FC-HC-TSL01	2	4	1/2	8.5	465	54 1/8 x 29 3/8 x 78 3/8	11,329
GDM-72FC-HC-TSL01	3	6	1/2	9.3	TBD	78 1/8 x 29 3/8 x 78 3/8	14,630
SLIDE DOORS							
GDM-47FC-HC-LD	2	4	1/2	8.5	470	54 1/8 x 29 3/8 x 78 3/8	11,225
GDM-69FC-HC-LD	3	6	1/2	7.3	635	78 1/8 x 29 3/8 x 78 3/8	14,165

† Depth does not include 1 1/2" (42mm) for handle on swing door models; or 3/8" (10mm) for slide door models.
† Depth does not include 1" (26mm) for rear bumpers on GDM-12FC-HC-TSL01.

G4SM GLASS FOUR SIDED MERCHANDISER FLORAL CASES

Model	# of Doors	# of Shelves	HP	Amps	Crated Weight	Cabinet Dimensions W D H	List Price
SWING DOOR							
G4SM-23FC-HC-TSL01	1	2	1/3	5.4	375	27 1/2 x 30 1/8 x 78 3/8	11,492

† Depth does not include 1 1/2" (42mm) for door handle.

GDM GLASS DOOR WINE MERCHANDISERS

Model	# of Doors	# of Shelves	HP	Amps	Crated Weight	Cabinet Dimensions W D H	List Price
SWING DOOR							
GDM-23W-HC-TSL01	1	5	1/3	5.4	305	27 x 29 3/8 x 78 3/8	7296

† Depth does not include 1 1/2" (42mm) for door handle.

GDM FLORAL CASE INTERIOR MIRRORED BACK OPTION

Description	Mirrored Back Equipment List Upcharge Price
Price Per Door	376

GDM GLASS DOOR MERCHANDISER ALL WHITE DOORS & FRAME
GDM GLASS DOOR MERCHANDISERS WITH HEALTH SAFETY TIMER
Slide Doors



GDM-33-HC-WTRM01 WHT GDM-47-HC-WTRM01 WHT



GDM-69-HC-WTRM01 WHT



GDM-23-HST-HC-TSL01 GDM-26F-HST-HC-TSL01

Features/Benefits

- Factory balanced, environmentally-friendly R290 Hydrocarbon forced-air refrigeration system.
- Refrigerators maintain cold 33°F to 38°F (0.5°C to 3.3°C) product temperatures. Freezers maintain cold -10°F (-23.3°C) product temperatures for storage of frozen food and ice cream.
- Interior - attractive, NSF approved, white aluminum with stainless steel floor.
- Energy efficient, “Low-E”, thermal insulated glass doors.
- LED interior lighting provides more even lighting throughout the cabinet. Safety shielded.
- Adjustable, heavy-duty, PVC-coated wire shelves - ¾" (10 mm) thick, pure grade vinyl coating.
- Illuminated sign panel included.
- See our website www.truemfg.com for the latest color & sign offerings.
- Self-contained system, no plumbing required.
- Available with optional legs or 2 ½" (64mm) diameter castors.
- Bottom mount compressor.
- Optional red wine, white wine, or chocolate thermostat available.

WTRM01 WHT Models have...

- Self closing slide doors. Counter-balanced weight system for smooth, even, positive closing.
- Exterior - non-peel or chip white powder coated cold rolled steel with all white trim; durable and permanent.

HST Models have...

- Exterior - non-peel or chip black powder coated cold rolled steel; durable and permanent. Available in White exterior at no extra charge.
- Positive seal self-closing swing doors.
- Health Safety Timer. Once the sensor in the cabinet senses that 41°F (5°C) has been exceeded for a continuous 30 minutes, the cabinet door will lock, the display will indicate HST LCK, and the LAE control will beep until silenced.
- Optional black or stainless interiors available. Upcharge and lead times will apply.

GDM GLASS DOOR MERCHANDISER ALL WHITE DOORS & FRAME

Model	# of Doors	# of Shelves	HP	Amps	Crated Weight	Cabinet Dimensions W D† H	List Price
SLIDE DOORS							
GDM-33-HC~WTRM01 WHT	2	8	½	6.3	370	39½ x 29¾ x 78¾	8384
GDM-47-HC~WTRM01 WHT	2	8	½	8.5	485	54½ x 29¾ x 78¾	9937
GDM-69-HC~WTRM01 WHT	3	12	½	7.3	635	78½ x 29¾ x 78¾	12,768

† Depth does not include ¾" (10mm) for slide door handles.

GDM GLASS DOOR MERCHANDISERS WITH HEALTH SAFETY TIMER

Model	# of Doors	# of Shelves	HP	Amps	Crated Weight	Cabinet Dimensions W D† H	List Price
SWING DOOR REFRIGERATORS							
GDM-23-HST-HC~TSL01	1	4	½	5.4	305	27 x 29¾ x 78¾	8248
GDM-26-HST-HC~TSL01	1	5	½	5.4	325	30 x 29¾ x 78¾	8474
SWING DOOR FREEZERS							
GDM-23F-HST-HC~TSL01	1	4	1	9.3	350	27 x 29¾ x 78¾	15,771
GDM-26F-HST-HC~TSL01	1	4	1	9.5	390	30 x 29¾ x 78¾	16,262

† Depth does not include 1¾" (42 mm) for door handles.

TVM GLASS DOOR VISUAL MERCHANDISER REFRIGERATORS
FLM FULL LENGTH MERCHANDISER REFRIGERATORS & FREEZERS

Swing Doors



TVM-30-HC~VM01

TVM-48SL-HC~VM01



FLM-27~TSL01

FLM-54~TSL01



FLM-27F~TSL01
(Optional White
Exterior)

FLM-81F~TSL01

Features/Benefits

- Factory balanced, environmentally-friendly R290 Hydrocarbon forced-air refrigeration system.
- Refrigerators maintain cold 33°F to 38°F (0.5°C to 3.3°C) product temperatures. Freezers maintain cold -10°F (-23.3°C) product temperatures for storage of frozen food and ice cream.
- Exterior - non-peel or chip black powder coated cold rolled steel; durable and permanent. Available in White exterior at no extra charge.
- Interior - attractive, NSF approved, white aluminum with stainless steel floor.
- Each door fitted with 12" (305mm) long handle.
- LED interior lighting provides more even lighting throughout the cabinet. Safety shielded.
- Adjustable, cantilever shelves.
- Positive seal self-closing doors.
- See our website www.truemfg.com for the latest color & sign offerings.
- Optional black or stainless interiors available. Upcharge and lead times will apply.
- Optional stainless exteriors available. Upcharge and lead times will apply.
- Self-contained system, no plumbing required.
- Bottom mount compressor.

TVM Models Only have...

- True Visual Merchandisers are ideal for in-aisle and end cap refrigeration applications. The improved low profile swing door design eliminates the center mullion. This allows for full product visibility and ease of shopping. The hydrocarbon refrigeration system will save on energy costs compared to that of open air refrigerators found in similar scenarios.
- Illuminated sign panel included (decal on TVM-30-HC~VM01, TVM-36SL-HC~VM01, TVM-48SL-48-HC~VM01 & TVM-48SL-54-HC~VM01).
- Glass door assemblies with low profile door frames.
- Available with optional legs or 2½" (64mm) diameter castors.

FLM Units Only have...

- True Full Length merchandisers feature full height doors for maximum product visibility and have endless case look with a self-contained system.
 - Double pane thermal insulated glass swing doors with black powder coated frames.
 - Door sign decal. Variety of decal options available.
- Bottom Mounted Units have...**
- A "no-stoop", lower shelf.
 - Allows for top storage.
 - Compressor can be serviced easily, and accessed by a single repairman.

TVM GLASS DOOR VISUAL MERCHANDISER REFRIGERATORS

Model	# of Doors	# of Shelves	HP	Amps	Crated Weight	Cabinet Dimensions W D† H	List Price
SWING DOORS							
TVM-30-HC~VM01	2	4	½	2.0	260	30¾ x 23¾ x 54¾	9898
TVM-36SL-HC~VM01	2	4	¼	2.0	260	36 x 21¼ x 55	9487
TVM-48-HC~VM01	2	8	½	10.5	520	47¼ x 29¾ x 78¾	10,690
TVM-48SL-HC~VM01	2	8	½	10.8	600	47¼ x 25¼ x 78¾	10,550
TVM-48SL-48-HC~VM01	2	6	½	2.0	315	46¾ x 21 x 48	7319
TVM-48SL-54-HC~VM01	2	6	¼	2.0	360	47¼ x 21¾ x 53¾	8593

† Depth does not include 1¾" (45 mm) for door handles.
† Depth does not include 1" (26 mm) for rear bumpers.

FLM FULL LENGTH MERCHANDISER REFRIGERATORS & FREEZERS

Model	# of Doors	# of Shelves	HP	Amps	Crated Weight	Cabinet Dimensions W D† H	List Price
SWING DOOR REFRIGERATORS							
FLM-27~TSL01	1	4	¼	2.3	355	27 x 30¾ x 79	6580
FLM-54~TSL01	2	8	½	6.3	625	53¾ x 30¾ x 79	10,511
FLM-81~TSL01	3	12	¾	6.3	600	80¾ x 30¾ x 79	13,838
SWING DOOR FREEZERS							
FLM-27F~TSL01	1	4	¾	7.2	385	27 x 30¾ x 79	14,479
FLM-54F~TSL01	2	8	½	13.1	725	53¾ x 30¾ x 79	19,706
FLM-81F~TSL01	3	12	¾	14.2	975	80¾ x 30¾ x 79	28,459

† Depth does not include 1¾" (42mm) for door handles.

TAC® is a registered trademark of TRUE MANUFACTURING, CO., INC.



TOAM/TAC



OPEN AIR MERCHANDISERS



scan for video

TOAM OPEN AIR MERCHANDISERS

Solid and Glass Sided



TOAM-30-HC~TSL01



TOAM-30GS-HC~TSL01
with Night Cover



TOAM-48-HC~NSL01
(Optional black interior, upcharge applies)



TOAM-72-HC~TSL01

Features/Benefits

- Large, open front allows easy access to display levels and places maximum attention on merchandising.
 - Factory balanced, environmentally-friendly R290 Hydrocarbon forced-air refrigeration system.
 - Maintain cold 33°F to 40°F (0.5°C to 4.4°C) product temperatures.
 - Exterior - non-peel or chip black powder coated cold rolled steel; durable and permanent. Available in White exterior at no extra charge.
 - Interior - attractive, NSF approved, white aluminum with stainless steel floor.
 - LED interior lighting provides more even lighting throughout the cabinet. Safety shielded.
 - Adjustable, solid white powder coated cantilever shelves. Each shelf equipped with an LED light strip to provide 5 levels of even lighting throughout the cabinet. Cantilever shelving adjustable up to a 15° tilt.
 - Illuminated exterior flat profile sign panel included on TSL01 models.
 - See our website www.truemfg.com for the latest color & sign offerings.
 - Bottom mount compressor.
 - Self-contained system, no plumbing required.
 - Glass lower front panels.
 - Frame rail fitted with leg levelers. Available with optional legs, 2 ½" (64mm) diameter castors, 4" (102mm) castors, and 5" (127mm) castors.
 - Standard with Nightcover.
 - Optional black or stainless interiors available. Upcharge and lead times will apply.
 - Optional stainless exteriors available. Upcharge and lead times will apply.
 - Reverse condenser fan motors.
- GS Models Only have...**
- Glass side panels for maximum product visibility.

TOAM OPEN AIR MERCHANDISERS

Model	# of Shelves	HP	Amps	Crated Weight	Cabinet Dimensions W D H	List Price
BLACK EXTERIOR						
TOAM-30-HC~TSL01	4	¾	9.5	390	30 x 29½ x 78½	17,799
TOAM-48-HC~TSL01 ‡	4	TBD	TBD	540	48 x 29½ x 78½	TBD
TOAM-72-HC~TSL01 ≠	8	TBD	TBD	TBD	72 x 29½ x 78½	TBD
BLACK EXTERIOR~NON STANDARD LOOK						
TOAM-30-HC~NSL01	4	¾	9.5	390	30 x 29½ x 78½	17,799
TOAM-48-HC~NSL01 ‡	4	TBD	TBD	540	48 x 29½ x 78½	TBD
TOAM-72-HC~NSL01 ≠	8	TBD	TBD	TBD	72 x 29½ x 78½	TBD

‡ Requires 208-230/60 Hz, single phase, NEMA 6-15R.

≠ Requires 208-230/60 Hz, single phase, NEMA 6-20R.

TOAM OPEN AIR MERCHANDISERS WITH GLASS SIDES

Model	# of Shelves	HP	Amps	Crated Weight	Cabinet Dimensions W D H	List Price
BLACK EXTERIOR						
TOAM-30GS-HC~TSL01	4	¾	9.5	390	30 x 29½ x 78½	18,248
TOAM-48GS-HC~TSL01 ‡	4	TBD	TBD	540	48 x 29½ x 78½	TBD
TOAM-72GS-HC~TSL01 ≠	8	TBD	TBD	TBD	72 x 29½ x 78½	TBD
BLACK EXTERIOR~NON STANDARD LOOK						
TOAM-30GS-HC~NSL01	4	¾	9.5	390	30 x 29½ x 78½	18,248
TOAM-48GS-HC~NSL01 ‡	4	TBD	TBD	540	48 x 29½ x 78½	TBD
TOAM-72GS-HC~NSL01 ≠	8	TBD	TBD	TBD	72 x 29½ x 78½	TBD

‡ Requires 208-230/60 Hz, single phase, NEMA 6-15R.

≠ Requires 208-230/60 Hz, single phase, NEMA 6-20R.

Recommended Operating Conditions

- Designed to operate in an environment where temperature and humidity do not exceed 75°F (24°C) and 55% relative humidity.
- Units should not be installed near HVAC vents, fans or doorways that will disrupt the air curtain and compromise the function of the cabinet. Units should not be installed in direct sunlight.
- Models will run most efficiently when completely loaded with product.
- Drain plumbing hookup recommended. Factory installed condensate pan heater kit available if there is no access to drain plumbing.
- Please be advised Open Air Merchandisers are substantially louder than standard refrigeration models.

TAC/THAC VERTICAL & HORIZONTAL AIR CURTAINS


Solid and Glass Sided



TAC-36-LD



TAC-48-TSL01



TAC-30-LD



TAC-72-LD



THAC-48-LD



THAC-36DG-LD



THAC-48-S-LD



THAC-60-LD

Features/Benefits

TAC Units have...

- Oversized, environmentally-friendly (404A) refrigeration (TAC-14GS-LD has 134A refrigerant) - holds 35°F to 40°F (1.6°C to 4.4°C), the ideal temperature for fresh salads, sandwiches, desserts and beverages.
- Exterior - non-peel or chip black powder coated cold rolled steel; durable and permanent. Available in White exterior at no extra charge.
- Interior - attractive, NSF approved, white aluminum with stainless steel floor and deck pans. Available with black aluminum interior (upcharge applies); standard with black shelves.
- Designed for convenient access, fast service, and attractive display.
- LED interior lighting provides more even lighting throughout the cabinet. Safety shielded.
- Adjustable, heavy-duty, PVC-coated wire shelves - 3/8" (10mm) thick, pure grade vinyl coating (TAC-72-LD standard with two white cantilever shelves per level).
- Exclusive reversing condenser fan motor. Fan motor reverses during defrost off cycles to help keep condenser coil free from dirt, dust and debris. Keeping coils clean optimizes the unit's performance providing colder holding temperatures and increased energy efficiency. Regularly scheduled thorough cleaning of coils still recommended.
- Leg levelers standard.
- Self-contained system.
- Illuminated sign panel.
- See our website www.truemfg.com for the latest color & sign offerings.
- TAC-14GS-LD available with optional organizers for 8 oz., 10 oz. & 12 oz. bottles.
- Available with optional 2 1/2" (64mm) diameter castors (excludes TAC-14GS-LD). TAC-14GS-LD & TAC-72-LD available with optional 4" (102mm) castors, TAC-72-LD also available with optional 5" (127mm) castors.

THAC Units have...

- Oversized, environmentally-friendly (134A) refrigerant - holds 35°F to 40°F (1.6°C to 4.4°C), the ideal temperature for fresh salads, sandwiches, desserts and beverages.
- Exterior - non-peel or chip white powder coated steel. Black powder coated exterior available at no extra charge. Stainless steel exterior available - upcharge applies
- Interior - attractive, NSF approved, exterior matching aluminum liner with stainless steel floor.
- Designed for convenient access, fast service, and attractive display.
- Safety shielded fluorescent interior lighting for longer, brighter, shadow-free illumination.
- Three (3) level tiered stainless steel floor.
- Exclusive reversing condenser fan motor. Fan motor reverses during defrost off cycles to help keep condenser coil free from dirt, dust and debris. Keeping coils clean optimizes the unit's performance providing colder holding temperatures and increased energy efficiency. Regularly scheduled thorough cleaning of coils still recommended.
- Leg levelers standard.
- Self-contained system.

THAC-36DG-LD "Dry Goods Area" have...

- Stainless steel frame.
- Two (2) tiered wire shelves.
- LED Lighting located on top and each shelf.
- Sliding rear doors.

TAC VERTICAL AIR CURTAINS

Model	# of Shelves	HP	Amps	Crated Weight	Cabinet Dimensions W D H	List Price
BLACK EXTERIOR						
TAC-30-LD	4	3/4	15.1	390	30 x 29 1/4 x 80 3/8	16,292
TAC-36-LD ‡	4	1	10.8	435	36 x 29 1/4 x 80 3/8	16,748
TAC-48-TSL01 ‡	4	1 1/2	11.0	540	48 x 29 1/4 x 80 3/8	18,561
TAC-72-LD ≠	8	3/4	12.5	805	72 x 29 1/4 x 81 1/8	29,700

‡ Requires 208-230/60 Hz, single phase, NEMA 6-15R.

≠ Requires 208-230/60 Hz, single phase, NEMA 6-20R.

TAC VERTICAL AIR CURTAINS WITH GLASS SIDES

Model	# of Shelves	HP	Amps	Crated Weight	Cabinet Dimensions W D H	List Price
BLACK EXTERIOR						
TAC-14GS-LD	3	3/4	11.2	315	30 1/4 x 32 1/8 x 56 3/8	13,503

THAC HORIZONTAL AIR CURTAINS

Model	# of Shelves	HP	Amps	Crated Weight	Cabinet Dimensions W D H	List Price
WHITE EXTERIOR						
THAC-36-LD	3	3/8	9.4	330	36 1/8 x 30 3/8 x 43 3/8	14,259
THAC-48-LD	3	1/2	10.4	395	48 1/8 x 30 3/8 x 43 3/8	15,544
THAC-60-LD	3	3/4	15.0	465	60 1/8 x 30 3/8 x 43 3/8	17,606
STAINLESS STEEL EXTERIOR						
THAC-36-S-LD	3	3/8	9.4	325	36 1/8 x 30 3/8 x 43 3/8	16,686
THAC-48-S-LD	3	1/2	10.4	385	48 1/8 x 30 3/8 x 43 3/8	18,189
THAC-60-S-LD	3	3/4	15.0	455	60 1/8 x 30 3/8 x 43 3/8	20,602
BLACK EXTERIOR "DRY GOODS"						
THAC-36DG-LD	5	3/8	10.4	480	36 1/8 x 30 3/8 x 67 1/8	21,680

Recommended Operating Conditions

- Designed to operate in an environment where temperature and humidity do not exceed 75°F (24°C) and 55% relative humidity.
- Units should not be installed near HVAC vents, fans or doorways that will disrupt the air curtain and compromise the function of the cabinet. Units should not be installed in direct sunlight.
- Models will run most efficiently when completely loaded with product.
- Drain plumbing hookup recommended.
- Please be advised Air Curtain models are substantially louder than standard refrigeration models.

TAC EXTERIOR OPTIONS

Model	Stainless Exterior Equipment List Upcharge Price
TAC-14GS-LD	834
TAC-30-LD	834
TAC-36-LD	834
TAC-48-TSL01	899
TAC-72-LD	927

TAC INTERIOR OPTIONS

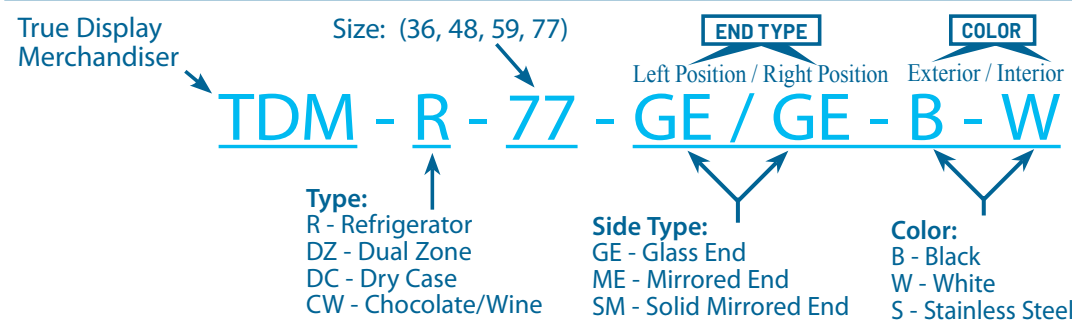
Model	Black Interior Equipment List Upcharge Price	Stainless Interior Equipment List Upcharge Price
TAC-14GS-LD	1211	1240
TAC-30-LD	1211	1316
TAC-36-LD	1211	1316
TAC-48-TSL01	1304	1422
TAC-72-LD	1466	1591



TDM/TGM/TCGG

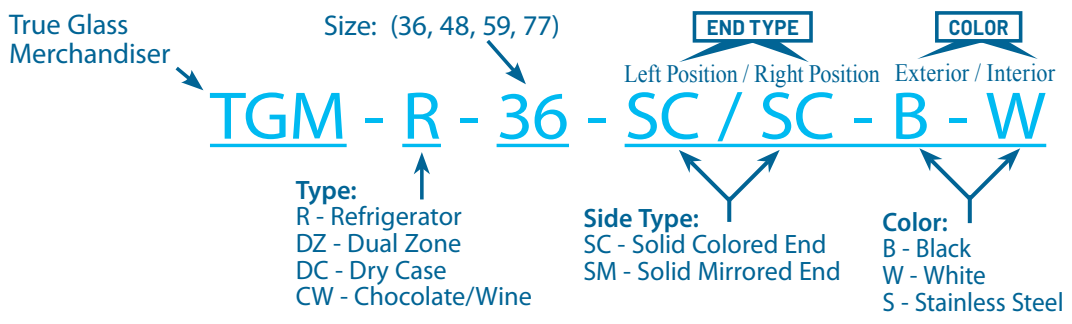
DISPLAY MERCHANDISERS

TDM MODEL NUMBER NOMENCLATURE SYSTEM



scan for video

TGM MODEL NUMBER NOMENCLATURE SYSTEM



TDM-R CURVED GLASS REFRIGERATED DISPLAY MERCHANDISERS

Glass & Mirrored Ends



TDM-R-36-GE/GE-B-W



TDM-R-48-GE/GE-W-W



TDM-R-59-GE/GE-S-S



TDM-R-77-GE/GE-B-W

Features/Benefits

- True’s refrigerated display case combines efficient, high volume merchandising and exceptional refrigeration with an elegant curved glass front for sophisticated presentation of high end deli, desserts and pastries.
- Designed to provide an attractive companion to our TDM-DC “dry case” display merchandiser.
- Factory balanced, environmentally-friendly R290 Hydrocarbon forced-air refrigeration system.
- Refrigeration system that has two (2) temperature range options. Standard temperature range maintains cabinet temperatures of 33°F to 41°F (.5°C to 5°C), ideally suited for refrigerated bakery and cold deli products. Optional temperature range maintains cabinet temperatures of 42°F to 65°F (5.5°C to 18.3°C), ideally suited for chocolate & wine options.
- Exclusive reversing condenser fan motor. Fan motor reverses during defrost off cycles to help keep condenser coil free from dirt, dust and debris. Keeping coils clean optimizes the unit’s performance providing colder holding temperatures and increased energy efficiency. Regularly scheduled thorough cleaning of coils still recommended.
- NSF/ANSI Standard 7 compliant for open food product. Tested and certified for performance at NSF Type II: 80°F (27°C) and 55% relative humidity.
- Two (2) rear sliding glass doors for back access.
- Exterior - powder coated FDA black rounded front and back, black aluminum aesthetic side and front panels. Color options available at no charge - white or stainless. Curved glass front and side glass panels.
- Interior - powder coated FDA white over CRS material. Color options available (upcharge applies) - black or stainless.
- Three (3) tiered levels of adjustable wire cantilever shelves that match cabinet interior color. Chrome plated wire shelves standard on stainless interior units.
- Front glass swings Up for easy cleaning access.
- LED interior lighting provides more even lighting throughout the cabinet. Safety shielded.
- Standard in Clear Glass Ends (GE). Optional Mirrored Glass Ends (ME), and Solid Mirrored Ends (SM) available. Upcharge and lead times will apply.
- TDM’s have a variety of optional interior/exterior shelving available (see accessory section for details).

TDM-R CURVED GLASS REFRIGERATED DISPLAY MERCHANDISERS

Model	# of Doors	# of Shelves	HP	Amps	Crated Weight	Cabinet Dimensions W D H	List Price
GLASS END/GLASS END WITH BLACK EXTERIOR/WHITE INTERIOR							
TDM-R-36-GE/GE-B-W	2	3	¼	10.0	540	36¼ x 39 x 49½	23,749
TDM-R-48-GE/GE-B-W	2	3	½	12.0	645	48¼ x 39 x 49½	26,426
TDM-R-59-GE/GE-B-W	2	3	½	12.0	760	59¼ x 39 x 49½	28,348
TDM-R-77-GE/GE-B-W	2	3	½	12.0	785	77¼ x 39 x 49½	31,360
GLASS END/GLASS END WITH WHITE EXTERIOR/WHITE INTERIOR							
TDM-R-36-GE/GE-W-W	2	3	¼	10.0	540	36¼ x 39 x 49½	23,749
TDM-R-48-GE/GE-W-W	2	3	½	12.0	645	48¼ x 39 x 49½	26,426
TDM-R-59-GE/GE-W-W	2	3	½	12.0	760	59¼ x 39 x 49½	28,348
TDM-R-77-GE/GE-W-W	2	3	½	12.0	785	77¼ x 39 x 49½	31,360
GLASS END/GLASS END WITH STAINLESS EXTERIOR/WHITE INTERIOR							
TDM-R-36-GE/GE-S-W	2	3	¼	10.0	TBD	36¼ x 39 x 49½	24,937
TDM-R-48-GE/GE-S-W	2	3	½	12.0	TBD	48¼ x 39 x 49½	27,748
TDM-R-59-GE/GE-S-W	2	3	½	12.0	TBD	59¼ x 39 x 49½	29,765
TDM-R-77-GE/GE-S-W	2	3	½	12.0	TBD	77¼ x 39 x 49½	32,927
GLASS END/GLASS END WITH STAINLESS EXTERIOR/STAINLESS INTERIOR							
TDM-R-36-GE/GE-S-S	2	3	¼	10.0	TBD	36¼ x 39 x 49½	25,649
TDM-R-48-GE/GE-S-S	2	3	½	12.0	TBD	48¼ x 39 x 49½	28,540
TDM-R-59-GE/GE-S-S	2	3	½	12.0	TBD	59¼ x 39 x 49½	30,617
TDM-R-77-GE/GE-S-S	2	3	½	12.0	TBD	77¼ x 39 x 49½	33,867

Optional Mirrored Ends Available for All TDM's
Mirrored Glass Interior/Black Glass Exterior
(Factory installed only)

Mirrored Ends (ME)	2 sides (Equipment List Upcharge)	1 side (Equipment List Upcharge)
	\$1702	\$852



GE
(Stainless Exterior)



ME
(Stainless Exterior)



SM
(Stainless Exterior)

Optional Solid Mirrored Ends Available for All TDM's
Mirrored Glass Interior/Solid Metal Exterior - must indicate finish on SM Black, White, or Stainless (Factory installed only)

Solid Mirrored Ends (SM)	2 sides (Equipment List Upcharge)	1 side (Equipment List Upcharge)
	\$1702	\$852

TDM-DZ CURVED GLASS DUAL ZONE DISPLAY MERCHANDISERS

Glass & Mirrored Ends



TDM-DZ-48-GE/GE-W-W



TDM-DZ-48-GE/GE-B-W



TDM-DZ-59-GE/GE-B-W



TDM-DZ-77-GE/GE-S-S

Features/Benefits

- True's combination "refrigerated" and "dry" display case combines efficient, high volume merchandising and exceptional refrigeration with an elegant curved glass front for sophisticated presentation of high end deli, desserts and pastries.
- Designed to provide an attractive companion to our TDM-R "refrigerated" or TDM-DC "dry case" display merchandiser.
- Factory balanced, environmentally-friendly R290 Hydrocarbon forced-air refrigeration system.
- Refrigeration system that has two (2) temperature range options. Standard temperature range maintains cabinet temperatures of 33°F to 41°F (.5°C to 5°C), ideally suited for refrigerated bakery and cold deli products. Optional temperature range maintains cabinet temperatures of 42°F to 65°F (5.5°C to 18.3°C), ideally suited for chocolate & wine options.
- Refrigerated section features exclusive reversing condenser fan motor. Fan motor reverses during defrost off cycles to help keep condenser coil free from dirt, dust and debris. Keeping coils clean optimizes the unit's performance providing colder holding temperatures and increased energy efficiency. Regularly scheduled thorough cleaning of coils still recommended.
- NSF/ANSI Standard 7 compliant for open food product. Tested and certified for performance at NSF Type II: 80°F (27°C) and 55% relative humidity.
- Two (2) rear sliding glass doors for back access.
- Exterior - powder coated FDA black rounded front and back, black aluminum aesthetic side and front panels. Color options available at no charge - white or stainless. Curved glass front and side glass panels.
- Interior - powder coated FDA white over CRS material. Color options available (upcharge applies) - black or stainless.
- Three (3) tiered levels of adjustable wire cantilever shelves that match cabinet interior color. Chrome plated wire shelves standard on stainless interior units.
- Front glass swings Up for easy cleaning access.
- LED interior lighting provides more even lighting throughout the cabinet. Safety shielded.
- Standard in Clear Glass Ends (GE). Optional Mirrored Glass Ends (ME), and Solid Mirrored Ends (SM) available. Upcharge and lead times will apply.
- TDM's have a variety of optional interior/exterior shelving available (see accessory section for details).

TDM-DZ CURVED GLASS DUAL ZONE DISPLAY MERCHANDISERS

Model	# of Doors	# of Shelves	HP	Amps	Crated Weight	Cabinet Dimensions W D H	List Price
GLASS END/GLASS END WITH BLACK EXTERIOR/WHITE INTERIOR							
TDM-DZ-48-GE/GE-B-W	2	6	¼	10.0	690	48¼ x 39 x 49½	29,101
TDM-DZ-59-GE/GE-B-W	2	6	¼	10.0	770	59¼ x 39 x 49½	30,830
TDM-DZ-77-GE/GE-B-W	2	6	¼	10.0	795	77¼ x 39 x 49½	33,034
GLASS END/GLASS END WITH WHITE EXTERIOR/WHITE INTERIOR							
TDM-DZ-48-GE/GE-W-W	2	6	¼	10.0	690	48¼ x 39 x 49½	29,101
TDM-DZ-59-GE/GE-W-W	2	6	¼	10.0	770	59¼ x 39 x 49½	30,830
TDM-DZ-77-GE/GE-W-W	2	6	¼	10.0	795	77¼ x 39 x 49½	33,034
GLASS END/GLASS END WITH STAINLESS EXTERIOR/WHITE INTERIOR							
TDM-DZ-48-GE/GE-S-W	2	6	¼	10.0	TBD	48¼ x 39 x 49½	30,555
TDM-DZ-59-GE/GE-S-W	2	6	¼	10.0	TBD	59¼ x 39 x 49½	32,372
TDM-DZ-77-GE/GE-S-W	2	6	¼	10.0	TBD	77¼ x 39 x 49½	34,686
GLASS END/GLASS END WITH STAINLESS EXTERIOR/STAINLESS INTERIOR							
TDM-DZ-48-GE/GE-S-S	2	6	¼	10.0	TBD	48¼ x 39 x 49½	31,429
TDM-DZ-59-GE/GE-S-S	2	6	¼	10.0	TBD	59¼ x 39 x 49½	33,296
TDM-DZ-77-GE/GE-S-S	2	6	¼	10.0	TBD	77¼ x 39 x 49½	35,677

Optional Mirrored Ends Available for All TDM's
Mirrored Glass Interior/Black Glass Exterior
(Factory installed only)

Mirrored Ends (ME)	2 sides (Equipment List Upcharge)	1 side (Equipment List Upcharge)
	\$1702	\$852



GE
(Stainless Exterior)



ME
(Stainless Exterior)



SM
(Stainless Exterior)

Optional Solid Mirrored Ends Available for All TDM's
Mirrored Glass Interior/Solid Metal Exterior - must indicate finish on SM Black, White, or Stainless (Factory installed only)

Solid Mirrored Ends (SM)	2 sides (Equipment List Upcharge)	1 side (Equipment List Upcharge)
	\$1702	\$852

TDM-DC CURVED GLASS DRY DISPLAY MERCHANDISERS

Glass & Mirrored Ends



TDM-DC-36-GE/GE-S-S



TDM-DC-48-ME/ME-B-W
(Optional mirrored ends, upcharge applies)



TDM-DC-59-GE/GE-B-W



TDM-DC-77-GE/GE-W-W

Features/Benefits

- True's "dry" display case combines efficient, high volume merchandising with an elegant curved glass front for sophisticated presentation of high end desserts and pastries.
- Designed to provide an attractive companion to our TDM-R "refrigerated" display merchandiser. TDM-DC "dry case" cabinets do not require refrigeration
- Cabinet is NSF/ANSI Standard 2 certified to hold open food product.
- Two (2) rear sliding glass doors for back access.
- Exterior - powder coated FDA black rounded front and back, black aluminum aesthetic side and front panels. Color options available at no charge - white or stainless. Curved glass front and side glass panels.
- Interior - powder coated FDA white over CRS material. Color options available (upcharge applies) - black or stainless.
- Three (3) tiered levels of adjustable wire cantilever shelves that match cabinet interior color. Chrome plated wire shelves standard on stainless interior units.
- Front glass swings Up for easy cleaning access.
- LED interior lighting provides more even lighting throughout the cabinet. Safety shielded.
- Standard in Clear Glass Ends (GE). Optional Mirrored Glass Ends (ME), and Solid Mirrored Ends (SM) available. Upcharge and lead times will apply.
- TDM's have a variety of optional interior/exterior shelving available (see accessory section for details).

TDM-DC CURVED GLASS DRY DISPLAY MERCHANDISERSERS

Model	# of Doors	# of Shelves	HP	Amps	Crated Weight	Cabinet Dimensions W D H	List Price
GLASS END/GLASS END WITH BLACK EXTERIOR/WHITE INTERIOR							
TDM-DC-36-GE/GE-B-W	2	3		7.0	485	36¼ x 39 x 49½	14,909
TDM-DC-48-GE/GE-B-W	2	3		7.0	580	48¼ x 39 x 49½	16,793
TDM-DC-59-GE/GE-B-W	2	3		7.0	665	59¼ x 39 x 49½	17,418
TDM-DC-77-GE/GE-B-W	2	3		7.0	685	77¼ x 39 x 49½	19,612
GLASS END/GLASS END WITH WHITE EXTERIOR/WHITE INTERIOR							
TDM-DC-36-GE/GE-W-W	2	3		7.0	485	36¼ x 39 x 49½	14,909
TDM-DC-48-GE/GE-W-W	2	3		7.0	580	48¼ x 39 x 49½	16,793
TDM-DC-59-GE/GE-W-W	2	3		7.0	665	59¼ x 39 x 49½	17,418
TDM-DC-77-GE/GE-W-W	2	3		7.0	685	77¼ x 39 x 49½	19,612
GLASS END/GLASS END WITH STAINLESS EXTERIOR/WHITE INTERIOR							
TDM-DC-36-GE/GE-S-W	2	3		7.0	TBD	36¼ x 39 x 49½	15,655
TDM-DC-48-GE/GE-S-W	2	3		7.0	TBD	48¼ x 39 x 49½	17,634
TDM-DC-59-GE/GE-S-W	2	3		7.0	TBD	59¼ x 39 x 49½	18,290
TDM-DC-77-GE/GE-S-W	2	3		7.0	TBD	77¼ x 39 x 49½	20,591
GLASS END/GLASS END WITH STAINLESS EXTERIOR/STAINLESS INTERIOR							
TDM-DC-36-GE/GE-S-S	2	3		7.0	TBD	36¼ x 39 x 49½	16,102
TDM-DC-48-GE/GE-S-S	2	3		7.0	TBD	48¼ x 39 x 49½	18,137
TDM-DC-59-GE/GE-S-S	2	3		7.0	TBD	59¼ x 39 x 49½	18,812
TDM-DC-77-GE/GE-S-S	2	3		7.0	TBD	77¼ x 39 x 49½	21,180

Optional Mirrored Ends Available for All TDM's
Mirrored Glass Interior/Black Glass Exterior
(Factory installed only)

Mirrored Ends (ME)	2 sides (Equipment List Upcharge)	1 side (Equipment List Upcharge)
	\$1702	\$852



GE
(Stainless Exterior)



ME
(Stainless Exterior)



SM
(Stainless Exterior)

Optional Solid Mirrored Ends Available for All TDM's
Mirrored Glass Interior/Solid Metal Exterior - must indicate finish on SM Black, White, or Stainless (Factory installed only)

Solid Mirrored Ends (SM)	2 sides (Equipment List Upcharge)	1 side (Equipment List Upcharge)
	\$1702	\$852

TGM-R CURVED GLASS REFRIGERATED GLASS MERCHANDISERS

Solid Colored & Mirrored Ends



TGM-R-36-SC/SC-W-W



TGM-R-48-SC/SC-B-W



TGM-R-59-SC/SC-S-W



TGM-R-77-SC/SC-S-S

Features/Benefits

- True's refrigerated glass merchandisers combines efficient, high volume merchandising and exceptional refrigeration with an elegant curved glass front for sophisticated presentation of high end deli, desserts and pastries.
- Designed to provide an attractive companion to our TGM-DC "dry case" display merchandiser.
- Factory balanced, environmentally-friendly R290 Hydrocarbon forced-air refrigeration system.
- Refrigeration system that has two (2) temperature range options. Standard temperature range maintains cabinet temperatures of 33°F to 41°F (.5°C to 5°C), ideally suited for refrigerated bakery and cold deli products. Optional temperature range maintains cabinet temperatures of 42°F to 65°F (5.5°C to 18.3°C), ideally suited for chocolate & wine options.
- Exclusive reversing condenser fan motor. Fan motor reverses during defrost off cycles to help keep condenser coil free from dirt, dust and debris. Keeping coils clean optimizes the unit's performance providing colder holding temperatures and increased energy efficiency. Regularly scheduled thorough cleaning of coils still recommended.
- NSF/ANSI Standard 7 compliant for open food product. Tested and certified for performance at NSF Type II: 80°F (27°C) and 55% relative humidity.
- Two (2) rear sliding glass doors for back access.
- Exterior - powder coated FDA black rounded front and back, solid wood sides with aluminum cover and front panels. Color options available (upcharge may apply) - white or stainless.
- Curved glass front and side glass panels.
- Interior - powder coated FDA white over CRS material. Color options available (upcharge applies) - black or stainless.
- Three (3) tiered levels of adjustable wire cantilever shelves that match cabinet interior color. Chrome plated wire shelves standard on stainless interior units.
- LED interior lighting provides more even lighting throughout the cabinet. Safety shielded.
- Standard in Solid Colored Ends (SC). Optional Solid Mirrored Ends (SM) available at no charge.
- TGM's have a variety of optional interior/exterior shelving available (see accessory section for details).

TGM-R CURVED GLASS REFRIGERATED GLASS MERCHANDISERS

Model	# of Doors	# of Shelves	HP	Amps	Crated Weight	Cabinet Dimensions W D H	List Price
SOLID COLORED END/SOLID COLORED END WITH BLACK EXTERIOR/WHITE INTERIOR							
TGM-R-36-SC/SC-B-W	2	6	¼	10.0	TBD	36¼ x 39 x 49½	17,027
TGM-R-48-SC/SC-B-W	2	6	½	12.0	685	48¼ x 39 x 49½	19,109
TGM-R-59-SC/SC-B-W	2	6	½	12.0	TBD	59¼ x 39 x 49½	20,781
TGM-R-77-SC/SC-B-W	2	6	½	12.0	855	77¼ x 39 x 49½	23,565
SOLID COLORED END/SOLID COLORED END WITH WHITE EXTERIOR/WHITE INTERIOR							
TGM-R-36-SC/SC-W-W	2	6	¼	10.0	TBD	36¼ x 39 x 49½	17,027
TGM-R-48-SC/SC-W-W	2	6	½	12.0	685	48¼ x 39 x 49½	19,109
TGM-R-59-SC/SC-W-W	2	6	½	12.0	TBD	59¼ x 39 x 49½	20,781
TGM-R-77-SC/SC-W-W	2	6	½	12.0	855	77¼ x 39 x 49½	23,565
SOLID COLORED END/SOLID COLORED END WITH STAINLESS EXTERIOR/WHITE INTERIOR							
TGM-R-36-SC/SC-S-W	2	6	¼	10.0	TBD	36¼ x 39 x 49½	17,878
TGM-R-48-SC/SC-S-W	2	6	½	12.0	685	48¼ x 39 x 49½	20,064
TGM-R-59-SC/SC-S-W	2	6	½	12.0	TBD	59¼ x 39 x 49½	21,821
TGM-R-77-SC/SC-S-W	2	6	½	12.0	855	77¼ x 39 x 49½	24,743
SOLID COLORED END/SOLID COLORED END WITH STAINLESS EXTERIOR/STAINLESS INTERIOR							
TGM-R-36-SC/SC-S-S	2	6	¼	10.0	TBD	36¼ x 39 x 49½	18,390
TGM-R-48-SC/SC-S-S	2	6	½	12.0	685	48¼ x 39 x 49½	20,637
TGM-R-59-SC/SC-S-S	2	6	½	12.0	TBD	59¼ x 39 x 49½	22,444
TGM-R-77-SC/SC-S-S	2	6	½	12.0	855	77¼ x 39 x 49½	25,450
SOLID MIRRORED END/SOLID MIRRORED END WITH BLACK EXTERIOR/WHITE INTERIOR							
TGM-R-36-SM/SM-B-W	2	6	¼	10.0	TBD	36¼ x 39 x 49½	17,027
TGM-R-48-SM/SM-B-W	2	6	½	12.0	685	48¼ x 39 x 49½	19,109
TGM-R-59-SM/SM-B-W	2	6	½	12.0	TBD	59¼ x 39 x 49½	20,781
TGM-R-77-SM/SM-B-W	2	6	½	12.0	855	77¼ x 39 x 49½	23,565
SOLID MIRRORED END/SOLID MIRRORED END WITH WHITE EXTERIOR/WHITE INTERIOR							
TGM-R-36-SM/SM-W-W	2	6	¼	10.0	TBD	36¼ x 39 x 49½	17,027
TGM-R-48-SM/SM-W-W	2	6	½	12.0	685	48¼ x 39 x 49½	19,109
TGM-R-59-SM/SM-W-W	2	6	½	12.0	TBD	59¼ x 39 x 49½	20,781
TGM-R-77-SM/SM-W-W	2	6	½	12.0	855	77¼ x 39 x 49½	23,565
SOLID MIRRORED END/SOLID MIRRORED END WITH STAINLESS EXTERIOR/WHITE INTERIOR							
TGM-R-36-SM/SM-S-W	2	6	¼	10.0	TBD	36¼ x 39 x 49½	17,878
TGM-R-48-SM/SM-S-W	2	6	½	12.0	685	48¼ x 39 x 49½	20,064
TGM-R-59-SM/SM-S-W	2	6	½	12.0	TBD	59¼ x 39 x 49½	21,821
TGM-R-77-SM/SM-S-W	2	6	½	12.0	855	77¼ x 39 x 49½	24,743
SOLID MIRRORED END/SOLID MIRRORED END WITH STAINLESS EXTERIOR/STAINLESS INTERIOR							
TGM-R-36-SM/SM-S-S	2	6	¼	10.0	TBD	36¼ x 39 x 49½	18,390
TGM-R-48-SM/SM-S-S	2	6	½	12.0	685	48¼ x 39 x 49½	20,637
TGM-R-59-SM/SM-S-S	2	6	½	12.0	TBD	59¼ x 39 x 49½	22,444
TGM-R-77-SM/SM-S-S	2	6	½	12.0	855	77¼ x 39 x 49½	25,450

TGM-DZ CURVED GLASS DUAL ZONE GLASS MERCHANDISERS

Solid Colored & Mirrored Ends



TGM-DZ-48-SC/SC-S-S



TGM-DZ-59-SC/SC-B-W



TGM-DZ-59-SC/SC-S-S



TGM-DZ-77-SC/SC-W-W

Features/Benefits

- True's combination "refrigerated" and "dry" glass merchandiser combines efficient, high volume merchandising and exceptional refrigeration with an elegant curved glass front for sophisticated presentation of high end deli, desserts and pastries.
- Designed to provide an attractive companion to our TGM-R "refrigerated" or TGM-DC "dry case" display merchandiser.
- Factory balanced, environmentally-friendly R290 Hydrocarbon forced-air refrigeration system.
- Refrigeration system that has two (2) temperature range options. Standard temperature range maintains cabinet temperatures of 33°F to 41°F (.5°C to 5°C), ideally suited for refrigerated bakery and cold deli products. Optional temperature range maintains cabinet temperatures of 42°F to 65°F (5.5°C to 18.3°C), ideally suited for chocolate & wine options.
- Refrigerated section features exclusive reversing condenser fan motor. Fan motor reverses during defrost off cycles to help keep condenser coil free from dirt, dust and debris. Keeping coils clean optimizes the unit's performance providing colder holding temperatures and increased energy efficiency. Regularly scheduled thorough cleaning of coils still recommended.
- NSF/ANSI Standard 7 compliant for open food product. Tested and certified for performance at NSF Type II: 80°F (27°C) and 55% relative humidity.
- Two (2) rear sliding glass doors for back access.
- Exterior - powder coated FDA black rounded front and back, solid wood sides with aluminum cover and front panels. Color options available (upcharge may apply) - white or stainless.
- Curved glass front and side glass panels.
- Interior - powder coated FDA white over CRS material. Color options available (upcharge applies) - black or stainless.
- Three (3) tiered levels of adjustable wire cantilever shelves that match cabinet interior color. Chrome plated wire shelves standard on stainless interior units.
- LED interior lighting provides more even lighting throughout the cabinet. Safety shielded.
- Standard in Solid Colored Ends (SC). Optional Solid Mirrored Ends (SM) available at no charge.
- TGM's have a variety of optional interior/exterior shelving available (see accessory section for details).

TGM-DZ CURVED GLASS DUAL ZONE GLASS MERCHANDISERS

Model	# of Doors	# of Shelves	HP	Amps	Crated Weight	Cabinet Dimensions W D H	List Price
SOLID COLORED END/SOLID COLORED END WITH BLACK EXTERIOR/WHITE INTERIOR							
TGM-DZ-48-SC/SC-B-W	2	6	¼	10.0	TBD	48¼ x 39 x 49½	21,870
TGM-DZ-59-SC/SC-B-W	2	6	¼	10.0	770	59¼ x 39 x 49½	23,139
TGM-DZ-77-SC/SC-B-W	2	6	¼	10.0	940	77¼ x 39 x 49½	24,474
SOLID COLORED END/SOLID COLORED END WITH WHITE EXTERIOR/WHITE INTERIOR							
TGM-DZ-48-SC/SC-W-W	2	6	¼	10.0	TBD	48¼ x 39 x 49½	21,870
TGM-DZ-59-SC/SC-W-W	2	6	¼	10.0	770	59¼ x 39 x 49½	23,139
TGM-DZ-77-SC/SC-W-W	2	6	¼	10.0	940	77¼ x 39 x 49½	24,474
SOLID COLORED END/SOLID COLORED END WITH STAINLESS EXTERIOR/WHITE INTERIOR							
TGM-DZ-48-SC/SC-S-W	2	6	¼	10.0	TBD	48¼ x 39 x 49½	22,964
TGM-DZ-59-SC/SC-S-W	2	6	¼	10.0	770	59¼ x 39 x 49½	24,296
TGM-DZ-77-SC/SC-S-W	2	6	¼	10.0	940	77¼ x 39 x 49½	25,698
SOLID COLORED END/SOLID COLORED END WITH STAINLESS EXTERIOR/STAINLESS INTERIOR							
TGM-DZ-48-SC/SC-S-S	2	6	¼	10.0	TBD	48¼ x 39 x 49½	23,619
TGM-DZ-59-SC/SC-S-S	2	6	¼	10.0	770	59¼ x 39 x 49½	24,991
TGM-DZ-77-SC/SC-S-S	2	6	¼	10.0	940	77¼ x 39 x 49½	26,431
SOLID MIRRORED END/SOLID MIRRORED END WITH BLACK EXTERIOR/WHITE INTERIOR							
TGM-DZ-48-SM/SM-B-W	2	6	¼	10.0	TBD	48¼ x 39 x 49½	21,870
TGM-DZ-59-SM/SM-B-W	2	6	¼	10.0	770	59¼ x 39 x 49½	23,139
TGM-DZ-77-SM/SM-B-W	2	6	¼	10.0	940	77¼ x 39 x 49½	24,474
SOLID MIRRORED END/SOLID MIRRORED END WITH WHITE EXTERIOR/WHITE INTERIOR							
TGM-DZ-48-SM/SM-W-W	2	6	¼	10.0	TBD	48¼ x 39 x 49½	21,870
TGM-DZ-59-SM/SM-W-W	2	6	¼	10.0	770	59¼ x 39 x 49½	23,139
TGM-DZ-77-SM/SM-W-W	2	6	¼	10.0	940	77¼ x 39 x 49½	24,474
SOLID MIRRORED END/SOLID MIRRORED END WITH STAINLESS EXTERIOR/WHITE INTERIOR							
TGM-DZ-48-SM/SM-S-W	2	6	¼	10.0	TBD	48¼ x 39 x 49½	22,964
TGM-DZ-59-SM/SM-S-W	2	6	¼	10.0	770	59¼ x 39 x 49½	24,296
TGM-DZ-77-SM/SM-S-W	2	6	¼	10.0	940	77¼ x 39 x 49½	25,698
SOLID MIRRORED END/SOLID MIRRORED END WITH STAINLESS EXTERIOR/STAINLESS INTERIOR							
TGM-DZ-48-SM/SM-S-S	2	6	¼	10.0	TBD	48¼ x 39 x 49½	23,619
TGM-DZ-59-SM/SM-S-S	2	6	¼	10.0	770	59¼ x 39 x 49½	24,991
TGM-DZ-77-SM/SM-S-S	2	6	¼	10.0	940	77¼ x 39 x 49½	26,431

TGM-DC CURVED GLASS DRY GLASS MERCHANDISERS

Solid Colored & Mirrored Ends



TGM-DC-36-SC/SC-B-W



TGM-DC-48-SC/SC-W-W



TGM-DC-59-SC/SC-S-S



TGM-DC-77-SC/SC-S-W

Features/Benefits

- True's "dry" glass merchandiser combines efficient, high volume merchandising with an elegant curved glass front for sophisticated presentation of high end desserts and pastries.
- Designed to provide an attractive companion to our TGM-R "refrigerated" display merchandiser. TGM-DC "dry case" cabinets do not require refrigeration
- Cabinet is NSF/ANSI Standard 2 certified to hold open food product.
- Two (2) rear sliding glass doors for back access.
- Exterior - powder coated FDA black rounded front and back, solid wood sides with aluminum cover and front panels. Color options available (upcharge may apply) - white or stainless.
- Curved glass front and side glass panels.
- Interior - powder coated FDA white over CRS material. Color options available (upcharge applies) - black or stainless.
- Three (3) tiered levels of adjustable wire cantilever shelves that match cabinet interior color. Chrome plated wire shelves standard on stainless interior units.
- LED interior lighting provides more even lighting throughout the cabinet. Safety shielded.
- Standard in Solid Colored Ends (SC). Optional Solid Mirrored Ends (SM) available at no charge.
- TGM's have a variety of optional interior/exterior shelving available (see accessory section for details).

TGM-DC CURVED GLASS DRY GLASS MERCHANDISERS

Model	# of Doors	# of Shelves	HP	Amps	Crated Weight	Cabinet Dimensions W D H	List Price
SOLID COLORED END/SOLID COLORED END WITH BLACK EXTERIOR/WHITE INTERIOR							
TGM-DC-36-SC/SC-B-W	2	6		7.0	TBD	36¼ x 39 x 49½	9537
TGM-DC-48-SC/SC-B-W	2	6		7.0	TBD	48¼ x 39 x 49½	10,882
TGM-DC-59-SC/SC-B-W	2	6		7.0	TBD	59¼ x 39 x 49½	11,362
TGM-DC-77-SC/SC-B-W	2	6		7.0	TBD	77¼ x 39 x 49½	13,358
SOLID COLORED END/SOLID COLORED END WITH WHITE EXTERIOR/WHITE INTERIOR							
TGM-DC-36-SC/SC-W-W	2	6		7.0	TBD	36¼ x 39 x 49½	9537
TGM-DC-48-SC/SC-W-W	2	6		7.0	TBD	48¼ x 39 x 49½	10,882
TGM-DC-59-SC/SC-W-W	2	6		7.0	TBD	59¼ x 39 x 49½	11,362
TGM-DC-77-SC/SC-W-W	2	6		7.0	TBD	77¼ x 39 x 49½	13,358
SOLID COLORED END/SOLID COLORED END WITH STAINLESS EXTERIOR/WHITE INTERIOR							
TGM-DC-36-SC/SC-S-W	2	6		7.0	TBD	36¼ x 39 x 49½	10,015
TGM-DC-48-SC/SC-S-W	2	6		7.0	TBD	48¼ x 39 x 49½	11,426
TGM-DC-59-SC/SC-S-W	2	6		7.0	TBD	59¼ x 39 x 49½	11,930
TGM-DC-77-SC/SC-S-W	2	6		7.0	TBD	77¼ x 39 x 49½	14,026
SOLID COLORED END/SOLID COLORED END WITH STAINLESS EXTERIOR/STAINLESS INTERIOR							
TGM-DC-36-SC/SC-S-S	2	6		7.0	TBD	36¼ x 39 x 49½	10,301
TGM-DC-48-SC/SC-S-S	2	6		7.0	TBD	48¼ x 39 x 49½	11,752
TGM-DC-59-SC/SC-S-S	2	6		7.0	TBD	59¼ x 39 x 49½	12,271
TGM-DC-77-SC/SC-S-S	2	6		7.0	TBD	77¼ x 39 x 49½	14,428
SOLID MIRRORED END/SOLID MIRRORED END WITH BLACK EXTERIOR/WHITE INTERIOR							
TGM-DC-36-SM/SM-B-W	2	6		7.0	TBD	36¼ x 39 x 49½	9537
TGM-DC-48-SM/SM-B-W	2	6		7.0	TBD	48¼ x 39 x 49½	10,882
TGM-DC-59-SM/SM-B-W	2	6		7.0	TBD	59¼ x 39 x 49½	11,362
TGM-DC-77-SM/SM-B-W	2	6		7.0	TBD	77¼ x 39 x 49½	13,358
SOLID MIRRORED END/SOLID MIRRORED END WITH WHITE EXTERIOR/WHITE INTERIOR							
TGM-DC-36-SM/SM-W-W	2	6		7.0	TBD	36¼ x 39 x 49½	9537
TGM-DC-48-SM/SM-W-W	2	6		7.0	TBD	48¼ x 39 x 49½	10,882
TGM-DC-59-SM/SM-W-W	2	6		7.0	TBD	59¼ x 39 x 49½	11,362
TGM-DC-77-SM/SM-W-W	2	6		7.0	TBD	77¼ x 39 x 49½	13,358
SOLID MIRRORED END/SOLID MIRRORED END WITH STAINLESS EXTERIOR/WHITE INTERIOR							
TGM-DC-36-SM/SM-S-W	2	6		7.0	TBD	36¼ x 39 x 49½	10,015
TGM-DC-48-SM/SM-S-W	2	6		7.0	TBD	48¼ x 39 x 49½	11,426
TGM-DC-59-SM/SM-S-W	2	6		7.0	TBD	59¼ x 39 x 49½	11,930
TGM-DC-77-SM/SM-S-W	2	6		7.0	TBD	77¼ x 39 x 49½	14,026
SOLID MIRRORED END/SOLID MIRRORED END WITH STAINLESS EXTERIOR/STAINLESS INTERIOR							
TGM-DC-36-SM/SM-S-S	2	6		7.0	TBD	36¼ x 39 x 49½	10,301
TGM-DC-48-SM/SM-S-S	2	6		7.0	TBD	48¼ x 39 x 49½	11,752
TGM-DC-59-SM/SM-S-S	2	6		7.0	TBD	59¼ x 39 x 49½	12,271
TGM-DC-77-SM/SM-S-S	2	6		7.0	TBD	77¼ x 39 x 49½	14,428

TCGG CURVED GLASS REFRIGERATED DELI CASES

White & Stainless Exterior



TCGG-36-LD



TCGG-48-S-LD



TCGG-60-LD



TCGG-72-S-LD

Features/Benefits

- Oversized, environmentally-friendly (134A) gravity coil refrigeration system.
- Refrigerator holds ideal 38°F to 40°F (3.3°C to 4.5°C) case temperature for fresher deli products.
- Exterior - durable and permanent no peel or chip powder coated steel with stainless steel cabinet top and trim.
- Interior - attractive, NSF approved, clear aluminum sides and top, stainless steel floor with coved corners.
- Adjustable, white heavy-duty wire shelves - 3/8" (10 mm) thick, pure grade PVC-coating.
- Exclusive top and shelf positioned interior lighting.
- LED interior lighting provides more even lighting throughout the cabinet. Safety shielded.
- Insulated, double panel curved glass front provides extra large viewing area to maximize your cold product presentations. Both panels are tempered for safety.
- Energy efficient, "Low-E", thermal insulated glass rear doors provide maximum insulation.
- Positive seal, self-closing rear doors.
- 4 amp exterior scale receptacle.
- Automatic defrost time clock.
- Central electrical connections.
- Space saving design.
- Self-contained system.
- Optional lighted and non-lighted stainless steel mezzanine shelves available.
- Optional 2 1/2" (64mm) castors or 6" (153mm) legs available.

Stainless Steel Models

- Stainless steel interior and exterior, stainless steel floor with coved corners.

TCGG CURVED GLASS REFRIGERATED DELI CASES

Model	# of Doors	# of Shelves	HP	Amps	Crated Weight	Cabinet Dimensions W D H	List Price
WHITE EXTERIOR							
TCGG-36-LD	2	2	1/3	12.0	450	36 1/4 x 35 1/4 x 47 3/4	20,916
TCGG-48-LD	2	2	1/3	11.8	550	48 1/4 x 35 1/4 x 47 3/4	22,590
TCGG-60-LD	2	4	1/2	12.7	615	60 1/4 x 35 1/4 x 47 3/4	25,128
TCGG-72-LD	2	2	3/4	16.0	765	72 1/4 x 35 1/4 x 47 3/4	27,372
STAINLESS EXTERIOR							
TCGG-36-S-LD	2	2	1/3	12.0	460	36 1/4 x 35 1/4 x 47 3/4	21,404
TCGG-48-S-LD	2	2	1/3	11.8	550	48 1/4 x 35 1/4 x 47 3/4	23,203
TCGG-60-S-LD	2	4	1/2	12.7	600	60 1/4 x 35 1/4 x 47 3/4	25,766
TCGG-72-S-LD	2	2	3/4	16.0	765	72 1/4 x 35 1/4 x 47 3/4	28,229

TBB® is a registered trademark of TRUE MANUFACTURING, CO., INC.



TBR/TDR/TBB/TDD

BAR REFRIGERATION



scan for video

FAMILY
TBR | True Bar Refrigerator
TDR | True Draft Refrigerator

CABINET TYPE
RI | Reach-In
PT | Pass-Thru

REFRIGERATION SYSTEM SIDE
L | Left
R | Right

FRONT SIDE CABINET TYPE
S | Solid
G | Glass
1 | Sliding Glass

CABINET WIDTH
48, 52, 60 | Two Section
72 | Three Section

TEMPERATURE
SZ1 | Single Zone (35°F)
SZ2 | Single Zone (55°F)
SZ3 | Single Zone (45°F)

CABINET EXTERIOR COLOR
B | Black
S | Stainless Steel

VOLTAGE
1 | 115/60 Hz
2 | 220/50 Hz

TBR72-RISZ1-L-B-GGG-1

TBR BAR REFRIGERATION REACH-IN & PASS-THRU, BLACK EXTERIOR

Solid and Glass, Swing and Slide Doors



TBR48-RISZ1-L-B-SS-1



TBR48-RISZ1-L-B-II-1



TBR52-RISZ1-L-B-SS-1



TBR60-RISZ1-L-B-GG-1



TBR72-RISZ1-L-B-SSS-1

Features/Benefits

- Oversized, environmentally-friendly R290 Hydrocarbon forced-air refrigeration system.
- Maintains cold 33°F to 38°F (0.5°C to 3.3°C) product temperatures.
- 24" (610mm) depth makes for easy placement in tight areas. Conserves valuable work space.
- TBR models feature a finished stainless-steel top providing an excellent work or storage area.
- Black, powder coated cold-rolled steel with stainless steel countertop.
- Interior – stainless steel floor and sides.
- TBR units NSF/ANSI Standard 7 compliant for open food product.
- White LED Interior Lighting for excellent visibility. (optional 14-color TruLumina®)
- Front Air Intake & Front Air Discharge.
- Door locks standard. (Excludes slide door models)
- Field Reversible Doors standard.
- Positive seal doors. (Excludes slide door models)
- Self-contained system.
- Recessed plug design for zero clearance in back and simple plug-in installation.
- Heavy-duty 3/8" (10mm) thick pure grade gray PVC-coated shelves for maximum storage use.
- Each cabinet designed to accommodate a variety of beer kegs.
- Leg levelers standard with 7 other castor/leg options for various heights.
- Three (3) interior access ports.
- All TBR models also available in right side compressor versions.

Glass Door Models Only

- Energy efficient, "Low-E", thermal glass doors.
- LED interior lighting provides more even lighting throughout the cabinet. Safety shielded. (optional 14-color TruLumina®)

Pass-Thru Door Models Only

- Designed for convenient rear loading and front access for serving.

TruLumina® is a registered trademark of TRUE MANUFACTURING, CO., INC.

TBR BAR REFRIGERATION REACH-IN, BLACK EXTERIOR

Model	Cans/Bottles/Barrels Capacity	# of Doors	# of Shelves	HP	Amps	Crated Weight	Cabinet Dimensions W D† H	List Price
SOLID SWING DOORS & LEFT SIDE REFRIGERATION SYSTEM								
TBR32-RISZ1-L-B-S-1	38 - 6pk.12oz. / 21 - 6pk.12oz. / 2 - 1/6	1	3	1/8	1.8	280	32 x 24 7/8 x 34 3/4	TBD
TBR36-RISZ1-L-B-S-1	44 - 6pk.12oz. / 27 - 6pk.12oz. / 4 - 1/6	1	3	1/8	1.8	285	36 x 24 7/8 x 34 3/4	TBD
TBR48-RISZ1-L-B-SS-1	76 - 6pk.12oz. / 43 - 6pk.12oz. / 6 - 1/6	2	6	1/8	1.8	320	48 x 24 7/8 x 34 3/4	8493
TBR52-RISZ1-L-B-SS-1	78 - 6pk.12oz. / 49 - 6pk.12oz. / 2 - 1/2	2	6	1/8	1.8	350	52 x 24 7/8 x 34 3/4	8858
TBR60-RISZ1-L-B-SS-1	101 - 6pk.12oz. / 63 - 6pk.12oz. / 2 - 1/2	2	6	1/4	3.2	380	60 x 24 7/8 x 34 3/4	9229
TBR72-RISZ1-L-B-SSS-1	125 - 6pk.12oz. / 78 - 6pk.12oz. / 3 - 1/2	3	9	1/4	3.2	435	72 x 24 7/8 x 34 3/4	10,458
TBR84-RISZ1-L-B-SSS-1	164 - 6pk.12oz. / 96 - 6pk.12oz. / 3 - 1/2	3	9	1/4	TBD	470	84 x 24 7/8 x 34 3/4	TBD
TBR92-RISZ1-L-B-SSSS-1	182 - 6pk.12oz. / 108 - 6pk.12oz. / 4 - 1/2	4	12	1/4	3.2	TBD	92 x 24 7/8 x 34 3/4	TBD
TBR108-RISZ1-L-B-SSSS-1	220 - 6pk.12oz. / 132 - 6pk.12oz. / 4 - 1/2	4	12	1/4	3.2	630	108 x 24 7/8 x 34 3/4	TBD
GLASS SWING DOORS & LEFT SIDE REFRIGERATION SYSTEM								
TBR32-RISZ1-L-B-G-1	38 - 6pk.12oz. / 21 - 6pk.12oz. / 2 - 1/6	1	3	1/8	1.8	290	32 x 24 7/8 x 34 3/4	TBD
TBR36-RISZ1-L-B-G-1	44 - 6pk.12oz. / 27 - 6pk.12oz. / 4 - 1/6	1	3	1/8	1.8	285	36 x 24 7/8 x 34 3/4	TBD
TBR48-RISZ1-L-B-GG-1	76 - 6pk.12oz. / 43 - 6pk.12oz. / 6 - 1/6	2	6	1/8	1.8	335	48 x 24 7/8 x 34 3/4	9450
TBR52-RISZ1-L-B-GG-1	78 - 6pk.12oz. / 49 - 6pk.12oz. / 2 - 1/2	2	6	1/8	1.8	350	52 x 24 7/8 x 34 3/4	9815
TBR60-RISZ1-L-B-GG-1	101 - 6pk.12oz. / 63 - 6pk.12oz. / 2 - 1/2	2	6	1/4	3.2	390	60 x 24 7/8 x 34 3/4	10,186
TBR72-RISZ1-L-B-GGG-1	125 - 6pk.12oz. / 78 - 6pk.12oz. / 3 - 1/2	3	9	1/4	3.2	450	72 x 24 7/8 x 34 3/4	11,893
TBR84-RISZ1-L-B-GGG-1	164 - 6pk.12oz. / 96 - 6pk.12oz. / 3 - 1/2	3	9	1/4	3.2	470	84 x 24 7/8 x 34 3/4	TBD
TBR92-RISZ1-L-B-GGGG-1	182 - 6pk.12oz. / 108 - 6pk.12oz. / 4 - 1/2	4	12	1/4	3.2	TBD	92 x 24 7/8 x 34 3/4	TBD
TBR108-RISZ1-L-B-GGGG-1	220 - 6pk.12oz. / 132 - 6pk.12oz. / 4 - 1/2	4	12	1/4	3.2	630	108 x 24 7/8 x 34 3/4	TBD
GLASS SLIDE DOORS & LEFT SIDE REFRIGERATION SYSTEM								
TBR48-RISZ1-L-B-11-1	68 - 6pk.12oz. / 43 - 6pk.12oz. / 5 - 1/6	2	6	1/8	1.8	330	48 x 24 7/8 x 34 3/4	8797
TBR52-RISZ1-L-B-11-1	78 - 6pk.12oz. / 48 - 6pk.12oz. / 2 - 1/2	2	6	1/8	1.8	350	52 x 24 7/8 x 34 3/4	9175
TBR60-RISZ1-L-B-11-1	100 - 6pk.12oz. / 59 - 6pk.12oz. / 2 - 1/2	2	6	1/4	3.2	285	60 x 24 7/8 x 34 3/4	9567
TBR72-RISZ1-L-B-111-1	120 - 6pk.12oz. / 73 - 6pk.12oz. / 3 - 1/2	3	9	1/4	3.2	450	72 x 24 7/8 x 34 3/4	10,976

† Depth does not include 1 1/2" (35mm) for swing door handles, 5/8" (16mm) for slide door handles.

TBR BAR REFRIGERATION PASS-THRU, BLACK EXTERIOR

Model	Cans/Bottles/Barrels Capacity	# of Doors	# of Shelves	HP	Amps	Crated Weight	Cabinet Dimensions W D† H	List Price
SOLID SWING DOORS (FRONT & REAR), LEFT SIDE REFRIGERATION SYSTEM								
TBR36-PTSZ1-L-B-S-S-1	38 - 6pk.12oz. / 25 - 6pk.12oz. / 6 - 1/6	2	3	1/8	1.8	290	36 x 27 x 34 3/4	TBD
TBR60-PTSZ1-L-B-SS-SS-1	89 - 6pk.12oz. / 57 - 6pk.12oz. / 2 - 1/2	4	6	1/4	3.2	395	60 x 27 x 34 3/4	TBD
TBR84-PTSZ1-L-B-SSS-SSS-1	164 - 6pk.12oz. / 88 - 6pk.12oz. / 3 - 1/2	6	9	1/4	3.2	TBD	84 x 27 x 34 3/4	TBD
GLASS SWING DOORS (FRONT & REAR), LEFT SIDE REFRIGERATION SYSTEM								
TBR36-PTSZ1-L-B-G-G-1	38 - 6pk.12oz. / 25 - 6pk.12oz. / 6 - 1/6	2	3	1/8	1.8	290	36 x 27 x 34 3/4	TBD
TBR60-PTSZ1-L-B-GG-GG-1	89 - 6pk.12oz. / 57 - 6pk.12oz. / 2 - 1/2	4	6	1/4	3.2	TBD	60 x 27 x 34 3/4	TBD
TBR84-PTSZ1-L-B-GGG-GGG-1	164 - 6pk.12oz. / 88 - 6pk.12oz. / 3 - 1/2	3	9	1/4	TBD	TBD	84 x 24 7/8 x 34 3/4	TBD
GLASS SLIDE DOORS (FRONT & REAR), LEFT SIDE REFRIGERATION SYSTEM								
TBR60-PTSZ1-L-B-11-11-1	88 - 6pk.12oz. / 54 - 6pk.12oz. / 2 - 1/2	2	6	1/4	3.2	395	60 x 24 7/8 x 34 3/4	TBD

† Depth does not include 1 1/2" (35mm) for swing door handles, 5/8" (16mm) for slide door handles.

TBR BAR REFRIGERATION REACH-IN & PASS-THRU, STAINLESS EXTERIOR

Solid and Glass, Swing and Slide Doors



TBR48-RISZ1-L-S-SS-1



TBR52-RISZ1-L-S-GG-1



TBR52-RISZ1-L-S-11-1



TBR60-RISZ1-L-S-SS-1



TBR72-RISZ1-L-S-GGG-1

Features/Benefits

- Oversized, environmentally-friendly R290 Hydrocarbon forced-air refrigeration system.
- Maintains cold 33°F to 38°F (0.5°C to 3.3°C) product temperatures.
- 24" (610mm) depth makes for easy placement in tight areas. Conserves valuable work space.
- TBR models feature a finished stainless-steel top providing an excellent work or storage area.
- Stainless steel exterior for those who appreciate the value of stainless.
- Interior – stainless steel floor and sides.
- TBR units NSF/ANSI Standard 7 compliant for open food product.
- White LED Interior Lighting for excellent visibility. (optional 14-color TruLumina®)
- Front Air Intake & Front Air Discharge.
- Door locks standard. (Excludes slide door models)
- Field Reversible Doors standard.
- Positive seal doors. (Excludes slide door models)
- Self-contained system.
- Recessed plug design for zero clearance in back and simple plug-in installation.
- Heavy-duty ³/₈" (10mm) thick pure grade gray PVC-coated shelves for maximum storage use.
- Each cabinet designed to accommodate a variety of beer kegs.
- Leg levelers standard with 7 other castor/leg options for various heights.
- Three (3) interior access ports.
- All TBR models also available in right side compressor versions.

Glass Door Models Only

- Energy efficient, "Low-E", thermal glass doors.
- LED interior lighting provides more even lighting throughout the cabinet. Safety shielded. (optional 14-color TruLumina®)

Pass-Thru Door Models Only

- Designed for convenient rear loading and front access for serving.

TBR BAR REFRIGERATION REACH-IN, STAINLESS EXTERIOR

Model	Cans/Bottles/Barrels Capacity	# of Doors	# of Shelves	HP	Amps	Crated Weight	Cabinet Dimensions W D† H	List Price
SOLID SWING DOORS & LEFT SIDE REFRIGERATION SYSTEM								
TBR32-RISZ1-L-S-S-1	38 - 6pk.12oz. / 21 - 6pk.12oz. / 2 - 1/6	1	3	½	1.8	280	32 x 24⅞ x 34¾	TBD
TBR36-RISZ1-L-S-S-1	44 - 6pk.12oz. / 27 - 6pk.12oz. / 4 - 1/6	1	3	½	1.8	285	36 x 24⅞ x 34¾	TBD
TBR48-RISZ1-L-S-SS-1	76 - 6pk.12oz. / 43 - 6pk.12oz. / 6 - 1/6	2	6	½	1.8	335	48 x 24⅞ x 34¾	9682
TBR52-RISZ1-L-S-SS-1	78 - 6pk.12oz. / 49 - 6pk.12oz. / 2 - 1/2	2	6	½	1.8	355	52 x 24⅞ x 34¾	10,099
TBR60-RISZ1-L-S-SS-1	101 - 6pk.12oz. / 63 - 6pk.12oz. / 2 - 1/2	2	6	¼	3.2	390	60 x 24⅞ x 34¾	10,521
TBR72-RISZ1-L-S-SSS-1	125 - 6pk.12oz. / 78 - 6pk.12oz. / 3 - 1/2	3	9	¼	3.2	440	72 x 24⅞ x 34¾	11,922
TBR84-RISZ1-L-S-SSS-1	164 - 6pk.12oz. / 96 - 6pk.12oz. / 3 - 1/2	3	9	¼	3.2	470	84 x 24⅞ x 34¾	TBD
TBR92-RISZ1-L-S-SSSS-1	182 - 6pk.12oz. / 108 - 6pk.12oz. / 4 - 1/2	4	12	¼	3.2	TBD	92 x 24⅞ x 34¾	TBD
TBR108-RISZ1-L-S-SSSS-1	220 - 6pk.12oz. / 132 - 6pk.12oz. / 4 - 1/2	4	12	¼	3.2	630	108 x 24⅞ x 34¾	TBD
GLASS SWING DOORS & LEFT SIDE REFRIGERATION SYSTEM								
TBR32-RISZ1-L-S-G-1	38 - 6pk.12oz. / 21 - 6pk.12oz. / 2 - 1/6	1	3	½	1.8	290	32 x 24⅞ x 34¾	TBD
TBR36-RISZ1-L-S-G-1	44 - 6pk.12oz. / 27 - 6pk.12oz. / 4 - 1/6	1	3	½	1.8	285	36 x 24⅞ x 34¾	TBD
TBR48-RISZ1-L-S-GG-1	76 - 6pk.12oz. / 43 - 6pk.12oz. / 6 - 1/6	2	6	½	1.8	335	48 x 24⅞ x 34¾	10,639
TBR52-RISZ1-L-S-GG-1	78 - 6pk.12oz. / 49 - 6pk.12oz. / 2 - 1/2	2	6	½	1.8	365	52 x 24⅞ x 34¾	11,056
TBR60-RISZ1-L-S-GG-1	101 - 6pk.12oz. / 63 - 6pk.12oz. / 2 - 1/2	2	6	¼	3.2	395	60 x 24⅞ x 34¾	11,478
TBR72-RISZ1-L-S-GGG-1	125 - 6pk.12oz. / 78 - 6pk.12oz. / 3 - 1/2	3	9	¼	3.2	440	72 x 24⅞ x 34¾	13,357
TBR84-RISZ1-L-S-GGG-1	164 - 6pk.12oz. / 96 - 6pk.12oz. / 3 - 1/2	3	9	¼	3.2	470	84 x 24⅞ x 34¾	TBD
TBR92-RISZ1-L-S-GGGG-1	182 - 6pk.12oz. / 108 - 6pk.12oz. / 4 - 1/2	4	12	¼	3.2	TBD	92 x 24⅞ x 34¾	TBD
TBR108-RISZ1-L-S-GGGG-1	220 - 6pk.12oz. / 132 - 6pk.12oz. / 4 - 1/2	4	12	¼	3.2	630	108 x 24⅞ x 34¾	TBD
GLASS SLIDE DOORS & LEFT SIDE REFRIGERATION SYSTEM								
TBR48-RISZ1-L-S-11-1	68 - 6pk.12oz. / 43 - 6pk.12oz. / 5 - 1/6	2	6	½	1.8	330	48 x 24⅞ x 34¾	9941
TBR52-RISZ1-L-S-11-1	78 - 6pk.12oz. / 48 - 6pk.12oz. / 2 - 1/2	2	6	½	1.8	350	52 x 24⅞ x 34¾	10,368
TBR60-RISZ1-L-S-11-1	100 - 6pk.12oz. / 59 - 6pk.12oz. / 2 - 1/2	2	6	¼	3.2	390	60 x 24⅞ x 34¾	10,811
TBR72-RISZ1-L-S-111-1	120 - 6pk.12oz. / 73 - 6pk.12oz. / 3 - 1/2	3	9	¼	3.2	450	72 x 24⅞ x 34¾	12,402

† Depth does not include 1½" (35mm) for swing door handles, ¾" (16mm) for slide door handles.

TBR BAR REFRIGERATION PASS-THRU, STAINLESS EXTERIOR

Model	Cans/Bottles/Barrels Capacity	# of Doors	# of Shelves	HP	Amps	Crated Weight	Cabinet Dimensions W D† H	List Price
SOLID SWING DOORS (FRONT & REAR), LEFT SIDE REFRIGERATION SYSTEM								
TBR36-PTSZ1-L-S-S-S-1	38 - 6pk.12oz. / 25 - 6pk.12oz. / 6 - 1/6	2	3	½	1.8	290	36 x 27 x 34¾	TBD
TBR60-PTSZ1-L-S-SS-SS-1	89 - 6pk.12oz. / 57 - 6pk.12oz. / 2 - 1/2	2	6	¼	3.2	TBD	60 x 24⅞ x 34¾	TBD
TBR84-PTSZ1-L-S-SSS-SSS-1	164 - 6pk.12oz. / 88 - 6pk.12oz. / 3 - 1/2	6	9	¼	TBD	TBD	84 x 24⅞ x 34¾	TBD
GLASS SWING DOORS (FRONT & REAR), LEFT SIDE REFRIGERATION SYSTEM								
TBR36-PTSZ1-L-S-G-G-1	38 - 6pk.12oz. / 25 - 6pk.12oz. / 6 - 1/6	2	3	½	1.8	290	36 x 27 x 34¾	TBD
TBR60-PTSZ1-L-S-GG-GG-1	89 - 6pk.12oz. / 57 - 6pk.12oz. / 2 - 1/2	2	6	¼	3.2	TBD	60 x 24⅞ x 34¾	TBD
TBR84-PTSZ1-L-S-GGG-GGG-1	164 - 6pk.12oz. / 88 - 6pk.12oz. / 3 - 1/2	3	9	¼	TBD	TBD	84 x 24⅞ x 34¾	TBD
GLASS SLIDE DOORS (FRONT & REAR), LEFT SIDE REFRIGERATION SYSTEM								
TBR60-PTSZ1-L-S-11-11-1	88 - 6pk.12oz. / 54 - 6pk.12oz. / 2 - 1/2	2	6	¼	3.2	TBD	60 x 24⅞ x 34¾	TBD

† Depth does not include 1½" (35mm) for swing door handles, ¾" (16mm) for slide door handles.

TDR DRAFT REFRIGERATION REACH-IN & PASS-THRU, BLACK EXTERIOR

Solid and Glass, Swing Doors



TDR48-RISZ1-L-B-SS-1



TDR48-RISZ1-L-B-SG-1



TDR52-RISZ1-L-S-SS-1



TDR52-RISZ1-L-S-SG-1

Features/Benefits

- Oversized, environmentally-friendly R290 Hydrocarbon forced-air refrigeration system.
- Maintains cold 33°F to 38°F (0.5°C to 3.3°C) product temperatures.
- 24" (610mm) depth makes for easy placement in tight areas. Conserves valuable work space.
- TDR models feature a finished stainless-steel top providing an excellent work or storage area.
- Black, powder coated cold-rolled steel with stainless steel countertop.
- Interior – stainless steel floor and sides.
- Direct Draw Models – 3" (77mm) diameter stainless steel insulated beer columns.
- TDR units are NSF/ANSI Standard 7 for the storage and/or display of packaged or bottled product.
- Fan motors direct large volume of cold air into draft columns.
- Door threshold with reinforced lip.
- White LED Interior Lighting for excellent visibility. (optional 14-color TruLumina®)
- Front Air Intake & Front Air Discharge.
- Door locks standard. (Excludes slide door models)
- Field Reversible Doors standard.
- Positive seal doors. (Excludes slide door models)
- Self-contained system.
- Recessed plug design for zero clearance in back and simple plug-in installation.
- Heavy-duty 3/8" (10mm) thick pure grade gray PVC-coated shelves for maximum storage use.
- Each cabinet designed to accommodate a variety of beer kegs.
- Leg levelers standard with 7 other castor/leg options for various heights.
- Three (3) interior access ports.
- All TDR models also available in right side compressor versions.

Stainless Exterior Models Only

- Stainless steel exterior for those who appreciate the value of stainless.
- Glass Door Models Only**
- Energy efficient, "Low-E", thermal glass doors.
 - LED interior lighting provides more even lighting throughout the cabinet. Safety shielded. (optional 14-color TruLumina®)

Pass-Thru Door Models Only

- Designed for convenient rear loading and front access for serving.

TDR DRAFT REFRIGERATION REACH-IN, BLACK EXTERIOR

Model	Cans/Bottles/Barrels Capacity	# of Doors	# of Shelves	HP	Amps	Crated Weight	Cabinet Dimensions W D† H*	List Price
SOLID SWING DOORS & LEFT SIDE REFRIGERATION SYSTEM								
TDR32-RISZ1-L-B-S-1	38 - 6pk.12oz. / 21 - 6pk.12oz. / 2 - 1/6	1	0	1/2	1.8	TBD	32 x 24 7/8 x 34 3/4	TBD
TDR36-RISZ1-L-B-S-1	44 - 6pk.12oz. / 27 - 6pk.12oz. / 4 - 1/6	1	0	1/2	1.8	TBD	36 x 24 7/8 x 34 3/4	TBD
TDR48-RISZ1-L-B-SS-1	38 - 6pk.12oz. / 21 - 6pk.12oz. / 3 - 1/6	2	0	1/2	1.8	TBD	48 x 24 7/8 x 34 3/4	10,026
TDR52-RISZ1-L-B-SS-1	38 - 6pk.12oz. / 24 - 6pk.12oz. / 1 - 1/2	2	0	1/2	1.8	TBD	52 x 24 7/8 x 34 3/4	10,429
TDR60-RISZ1-L-B-SS-1	101 - 6pk.12oz. / 63 - 6pk.12oz. / 2 - 1/2	2	0	1/4	3.2	TBD	60 x 24 7/8 x 34 3/4	TBD
TDR72-RISZ1-L-B-SSS-1	125 - 6pk.12oz. / 78 - 6pk.12oz. / 3 - 1/2	3	0	1/4	3.2	TBD	72 x 24 7/8 x 34 3/4	TBD
TDR84-RISZ1-L-B-SSS-1	164 - 6pk.12oz. / 96 - 6pk.12oz. / 3 - 1/2	3	0	1/4	3.2	TBD	84 x 24 7/8 x 34 3/4	TBD
TDR92-RISZ1-L-B-SSSS-1	182 - 6pk.12oz. / 108 - 6pk.12oz. / 4 - 1/2	4	0	1/4	3.2	TBD	92 x 24 7/8 x 34 3/4	TBD
TDR108-RISZ1-L-B-SSSS-1	220 - 6pk.12oz. / 132 - 6pk.12oz. / 4 - 1/2	4	0	1/4	3.2	TBD	92 x 24 7/8 x 34 3/4	TBD
COMBO SOLID & GLASS SWING DOORS, LEFT SIDE REFRIGERATION SYSTEM								
TDR48-RISZ1-L-B-SG-1	38 - 6pk.12oz. / 21 - 6pk.12oz. / 3 - 1/6	2	3	1/2	1.8	TBD	48 x 24 7/8 x 34 3/4	10,504
TDR52-RISZ1-L-B-SG-1	38 - 6pk.12oz. / 24 - 6pk.12oz. / 1 - 1/2	2	3	1/2	1.8	TBD	52 x 24 7/8 x 34 3/4	10,907

† Depth does not include 1 1/2" (35mm) for door handles.
* Height does not include 15 3/4" (400 mm) for draft tower.

TDR DRAFT REFRIGERATION PASS-THRU, BLACK EXTERIOR

Model	Cans/Bottles/Barrels Capacity	# of Doors	# of Shelves	HP	Amps	Crated Weight	Cabinet Dimensions W D† H*	List Price
SOLID SWING DOORS (FRONT & REAR), LEFT SIDE REFRIGERATION SYSTEM								
TDR36-PTSZ1-L-B-S-S-1	38 - 6pk.12oz. / 25 - 6pk.12oz. / 6 - 1/6	2	0	1/2	1.8	TBD	36 x 24 7/8 x 34 3/4	TBD
TDR60-PTSZ1-L-B-SS-SS-1	89 - 6pk.12oz. / 57 - 6pk.12oz. / 2 - 1/2	4	0	1/4	3.2	TBD	60 x 24 7/8 x 34 3/4	TBD
TDR84-PTSZ1-L-B-SSS-SSS-1	164 - 6pk.12oz. / 88 - 6pk.12oz. / 3 - 1/2	6	0	1/4	3.2	TBD	84 x 24 7/8 x 34 3/4	TBD

† Depth does not include 1 1/2" (35mm) for door handles (each side).
* Height does not include 15 3/4" (400 mm) for draft tower.

TDR DRAFT REFRIGERATION REACH-IN, STAINLESS EXTERIOR

Model	Cans/Bottles/Barrels Capacity	# of Doors	# of Shelves	HP	Amps	Crated Weight	Cabinet Dimensions W D† H*	List Price
SOLID SWING DOORS & LEFT SIDE REFRIGERATION SYSTEM								
TDR32-RISZ1-L-S-S-1	38 - 6pk.12oz. / 21 - 6pk.12oz. / 2 - 1/6	1	0	1/2	1.8	TBD	32 x 24 7/8 x 34 3/4	TBD
TDR36-RISZ1-L-S-S-1	44 - 6pk.12oz. / 27 - 6pk.12oz. / 4 - 1/6	1	0	1/2	1.8	TBD	36 x 24 7/8 x 34 3/4	TBD
TDR48-RISZ1-L-S-SS-1	38 - 6pk.12oz. / 21 - 6pk.12oz. / 3 - 1/6	2	0	1/2	1.8	TBD	48 x 24 7/8 x 34 3/4	11,430
TDR52-RISZ1-L-S-SS-1	38 - 6pk.12oz. / 24 - 6pk.12oz. / 1 - 1/2	2	0	1/2	1.8	TBD	52 x 24 7/8 x 34 3/4	11,889
TDR60-RISZ1-L-S-SS-1	101 - 6pk.12oz. / 63 - 6pk.12oz. / 2 - 1/2	2	0	1/4	3.2	TBD	60 x 24 7/8 x 34 3/4	TBD
TDR72-RISZ1-L-S-SSS-1	125 - 6pk.12oz. / 78 - 6pk.12oz. / 3 - 1/2	3	0	1/4	3.2	TBD	72 x 24 7/8 x 34 3/4	TBD
TDR84-RISZ1-L-S-SSS-1	164 - 6pk.12oz. / 96 - 6pk.12oz. / 3 - 1/2	3	0	1/4	3.2	TBD	84 x 24 7/8 x 34 3/4	TBD
TDR92-RISZ1-L-S-SSSS-1	182 - 6pk.12oz. / 108 - 6pk.12oz. / 4 - 1/2	4	0	1/4	3.2	TBD	92 x 24 7/8 x 34 3/4	TBD
TDR108-RISZ1-L-S-SSSS-1	220 - 6pk.12oz. / 132 - 6pk.12oz. / 4 - 1/2	4	0	1/4	3.2	TBD	92 x 24 7/8 x 34 3/4	TBD
COMBO SOLID & GLASS SWING DOORS, LEFT SIDE REFRIGERATION SYSTEM								
TDR48-RISZ1-L-S-SG-1	38 - 6pk.12oz. / 21 - 6pk.12oz. / 3 - 1/6	2	3	1/2	1.8	TBD	48 x 24 7/8 x 34 3/4	11,908
TDR52-RISZ1-L-S-SG-1	38 - 6pk.12oz. / 24 - 6pk.12oz. / 1 - 1/2	2	3	1/2	1.8	TBD	52 x 24 7/8 x 34 3/4	12,367

† Depth does not include 1 1/2" (35mm) for door handles.
* Height does not include 15 3/4" (400 mm) for draft tower.

TDR DRAFT REFRIGERATION PASS-THRU, STAINLESS EXTERIOR

Model	Cans/Bottles/Barrels Capacity	# of Doors	# of Shelves	HP	Amps	Crated Weight	Cabinet Dimensions W D† H*	List Price
SOLID SWING DOORS (FRONT & REAR), LEFT SIDE REFRIGERATION SYSTEM								
TDR36-PTSZ1-L-S-S-S-1	38 - 6pk.12oz. / 25 - 6pk.12oz. / 6 - 1/6	2	0	1/2	1.8	TBD	36 x 24 7/8 x 34 3/4	TBD
TDR60-PTSZ1-L-S-SS-SS-1	89 - 6pk.12oz. / 57 - 6pk.12oz. / 2 - 1/2	4	0	1/4	3.2	TBD	60 x 24 7/8 x 34 3/4	TBD
TDR84-PTSZ1-L-S-SSS-SSS-1	164 - 6pk.12oz. / 88 - 6pk.12oz. / 3 - 1/2	6	0	1/4	3.2	TBD	84 x 24 7/8 x 34 3/4	TBD

† Depth does not include 1 1/2" (35mm) for door handles.
* Height does not include 15 3/4" (400 mm) for draft tower.

TBB BACK BAR REACH-IN, , STAINLESS TOP, BLACK & STAINLESS EXTERIOR

Solid and Glass, Swing Doors



TBB-1-HC



TBB-2-S-HC



TBB-3G-S-HC-LD



TBB-4G-HC-LD



TBB-4PT-S

Features/Benefits

- Oversized, environmentally-friendly R290 Hydrocarbon forced-air refrigeration system. TBB-4PT/4PT-S features Oversized, (134A) forced-air refrigeration system.
 - Maintains cold 33°F to 38°F (0.5°C to 3.3°C) product temperatures.
 - Black, powder coated cold-rolled steel with stainless steel countertop.
 - Interior - NSF approved for pre-packaged and bottled goods and stainless steel floor with ½" (13mm) lip & heavy galvanized steel walls.
 - Versatile flat top slides easily under bar or can be used as a counter/storage space.
 - Recessed handles on solid door models.
 - Positive seal doors.
 - ¾" (10mm) thick, heavy-duty, black PVC-coated wire shelving - two per door.
 - Bright fluorescent interior lighting on solid door models for excellent visibility (incandescent on TBB-1-HC & TBB-1-S-HC).
 - Door locks - standard.
 - Air vents on side to maximize flow of fresh air through condenser.
 - Self-contained system.
 - Simple plug-in installation.
 - Optional wine racks, wine or beer organizers available (excludes TBB-1/1-S-HC).
 - Available with optional legs or 2 ½" (64mm) or 4" (102mm) diameter castors (TBB-1 & TBB-1-S: 4" diameter castors standard equipment; 2 ½" (64mm) diameter castors & legs not available).
 - Door threshold protector prevents damage to cabinet from routine loading of product.
- Pass-Thru Models have...**
- Designed for convenient rear loading and front access for serving.
- Glass Door Models have...**
- Energy efficient, "Low-E", thermal glass doors.
 - Extruded, aluminum door frames on glass doors.
 - LED interior lighting provides more even lighting throughout the cabinet. Safety shielded.
- Stainless Steel Models have...**
- Stainless steel exterior and countertop for those who appreciate the value of stainless.

TBB BACK BAR REACH-IN, STAINLESS TOP, BLACK EXTERIOR

Model	12 Oz Cans	1/2 Barrels	# of Doors	# of Shelves	HP	Amps	Crated Weight	Cabinet Dimensions W D† H	List Price
SOLID SWING DOORS									
TBB-1-HC	30 6-pks	1	1	2	1/60	1.4	210	23½ x 31¾ x 38¾	4170
TBB-2-HC	88 6-pks	2	2	4	¼	2.8	360	58¾ x 27¾ x 37	6256
TBB-3-HC	112 6-pks	3	2	4	¼	2.8	420	69¾ x 27¾ x 37	6846
TBB-4-HC	152 6-pks	4	3	6	¼	2.8	525	90¾ x 27¾ x 37	8047
GLASS SWING DOORS									
TBB-2G-HC-LD	88 6-pks	2	2	4	¼	2.8	395	58¾ x 27¾ x 37	6546
TBB-3G-HC-LD	112 6-pks	3	2	4	¼	2.8	410	69¾ x 27¾ x 37	7404
TBB-4G-HC-LD	152 6-pks	4	3	6	¼	2.8	595	90¾ x 27¾ x 37	8890

† Depth does not include 1¾" (35mm) for door handle (glass door models) or 1" (26mm) for rear bumpers (excludes TBB-1-HC).
note: TBB-2G-HC-LD unavailable with door locks.

TBB BACK BAR PASS-THRU, STAINLESS TOP, BLACK EXTERIOR

Model	12 Oz Cans	1/2 Barrels	# of Doors	# of Shelves	HP	Amps	Crated Weight	Cabinet Dimensions W D H	List Price
SOLID SWING DOORS (FRONT & REAR)									
TBB-4PT	152 6-pks	4	3 fr / 3 bk	6	½	8.8	565	90¾ x 31 x 37	10,364

TBB BACK BAR REACH-IN, STAINLESS EXTERIOR

Model	12 Oz Cans	1/2 Barrels	# of Doors	# of Shelves	HP	Amps	Crated Weight	Cabinet Dimensions W D† H	List Price
SOLID SWING DOORS									
TBB-1-S-HC	30 6-pks	1	1	2	1/60	1.4	195	23½ x 31¾ x 38¾	5306
TBB-2-S-HC	88 6-pks	2	2	4	¼	2.8	385	58¾ x 27¾ x 37	7450
TBB-3-S-HC	112 6-pks	3	2	4	¼	2.8	415	69¾ x 27¾ x 37	8203
TBB-4-S-HC	152 6-pks	4	3	6	¼	2.8	530	90¾ x 27¾ x 37	10,350
GLASS SWING DOORS									
TBB-2G-S-HC-LD	88 6-pks	2	2	4	¼	2.8	395	58¾ x 27¾ x 37	7554
TBB-3G-S-HC-LD	112 6-pks	3	2	4	¼	2.8	410	69¾ x 27¾ x 37	8601
TBB-4G-S-HC-LD	152 6-pks	4	3	6	¼	2.8	585	90¾ x 27¾ x 37	10,969

† Depth does not include 1¾" (35mm) for door handle (glass door models) or 1" (26mm) for rear bumpers (excludes TBB-1-HC).
note: TBB-2G-S-HC-LD unavailable with door locks.

TBB BACK BAR PASS-THRU, STAINLESS TOP, STAINLESS EXTERIOR

Model	12 Oz Cans	1/2 Barrels	# of Doors	# of Shelves	HP	Amps	Crated Weight	Cabinet Dimensions W D H	List Price
SOLID SWING DOORS (FRONT & REAR)									
TBB-4PT-S	152 6-pks	4	3 fr / 3 bk	6	½	8.8	545	90¾ x 31 x 37	13,057

TBB 24"BACK BAR REACH-IN, STAINLESS TOP, BLACK & STAINLESS EXTERIOR

Solid and Glass, Swing Doors



TBB-24-48-HC



TBB-24-48G-S-HC-LD



TBB-24-60-HC



TBB-24GAL-60-S-HC



TBB-24GAL-72G-HC-LD

Features/Benefits

- 24" (610mm) depth makes for easy placement in tight areas. Conserves valuable work space.
- TBB-24 models feature a finished stainless steel top providing an excellent work or storage area. TBB-24GAL models feature a galvanized steel top designed to slide under existing cabinetry providing a built-in look.
- Oversized, environmentally-friendly R290 Hydrocarbon forced-air refrigeration system.
- Maintains cold 33°F to 38°F (0.5°C to 3.3°C) product temperatures.
- Black, powder coated cold-rolled steel with stainless steel countertop.
- Interior - NSF approved for pre-packaged and bottled goods.
- Air vents on side to maximize flow of fresh air through condenser.
- Recessed handles on solid door models.
- Positive seal doors.
- 3/8" (10mm) thick, heavy-duty, black PVC-coated wire shelving. Two shelves per door on two door models. Three door models feature two shelves for the right door and two long shelves which span both the left and center doors.
- Bright fluorescent interior lighting on solid door models for excellent visibility.
- Door locks - standard.
- Air vents on side to maximize flow of fresh air through condenser.
- Self-contained system.
- Simple plug-in installation.
- Optional wine racks, wine or beer organizers available (excludes TBB-1/1-S-HC).
- Available with optional legs or 2 1/2" (64mm) or 4" (102mm) diameter castors.
- Each cabinet designed to accommodate a variety of beer kegs.
- Door threshold protector prevents damage to cabinet from routine loading of product.
- Optional organizers available (excludes TBB-24-60-HC's & TBB-24-72-HC's) -one liter or wine bottle -12 oz. bottle.

Glass Door Models have...

- Energy efficient, "Low-E", thermal glass doors.
- Extruded, aluminum door frames on glass doors.
- LED interior lighting provides more even lighting throughout the cabinet. Safety shielded.

Stainless Steel Models have...

- Stainless steel exterior and countertop for those who appreciate the value of stainless.

TBB 24"BACK BAR REACH-IN, STAINLESS TOP, BLACK EXTERIOR

Model	12 Oz Cans	1/2 Barrels	# of Doors	# of Shelves	HP	Amps	Crated Weight	Cabinet Dimensions W D† H	List Price
SOLID SWING DOORS									
TBB-24-48-HC	48 6-pks	2	2	4	1/5	2.1	300	49 1/8 x 24 1/2 x 35 1/8	7938
TBB-24-60-HC	72 6-pks	3	2	4	1/4	2.7	360	61 1/8 x 24 1/2 x 35 1/8	8625
TBB-24-72-HC	105 6-pks	3	3	4	1/4	2.7	410	73 1/8 x 24 1/2 x 35 1/8	9773
GLASS SWING DOORS									
TBB-24-48G-HC-LD	48 6-pks	2	2	4	1/5	2.1	315	49 1/8 x 24 1/2 x 35 1/8	8556
TBB-24-60G-HC-LD	72 6-pks	3	2	4	1/4	2.7	380	61 1/8 x 24 1/2 x 35 1/8	9164
TBB-24-72G-HC-LD	105 6-pks	3	3	6	1/4	2.7	410	73 1/8 x 24 1/2 x 35 1/8	10,737

† Depth does not include 1 1/4" (32mm) for door handles on glass door models or 1" (26mm) for rear bumpers.

TBB 24"BACK BAR REACH-IN, STAINLESS EXTERIOR

Model	12 Oz Cans	1/2 Barrels	# of Doors	# of Shelves	HP	Amps	Crated Weight	Cabinet Dimensions W D† H	List Price
SOLID SWING DOORS									
TBB-24-48-S-HC	48 6-pks	2	2	4	1/5	2.1	295	49 1/8 x 24 1/2 x 35 1/8	9299
TBB-24-60-S-HC	72 6-pks	3	2	4	1/4	2.7	360	61 1/8 x 24 1/2 x 35 1/8	10,092
TBB-24-72-S-HC	105 6-pks	3	3	4	1/4	2.7	380	73 1/8 x 24 1/2 x 35 1/8	11,438
GLASS SWING DOORS									
TBB-24-48G-S-HC-LD	48 6-pks	2	2	4	1/5	2.1	310	49 1/8 x 24 1/2 x 35 1/8	9748
TBB-24-60G-S-HC-LD	72 6-pks	3	2	4	1/4	2.7	355	61 1/8 x 24 1/2 x 35 1/8	10,607
TBB-24-72G-S-HC-LD	105 6-pks	3	3	6	1/4	2.7	405	73 1/8 x 24 1/2 x 35 1/8	12,357

† Depth does not include 1 1/4" (32mm) for door handles on glass door models or 1" (26mm) for rear bumpers.

TBB 24"BACK BAR REACH-IN, GALVANIZED SUB-TOP, BLACK EXTERIOR

Model	12 Oz Cans	1/2 Barrels	# of Doors	# of Shelves	HP	Amps	Crated Weight	Cabinet Dimensions W D† H	List Price
SOLID SWING DOORS									
TBB-24GAL-48-HC	48 6-pks	2**	2	4	1/5	2.1	280	47 7/8 x 23 3/4 x 34 1/4	7005
TBB-24GAL-60-HC	72 6-pks	3**	2	4	1/4	2.7	320	59 7/8 x 23 3/4 x 34 1/4	7708
TBB-24GAL-72-HC	84 6-pks	3**	3	4	1/4	2.7	415	71 7/8 x 23 3/4 x 34 1/4	8678
GLASS SWING DOORS									
TBB-24GAL-48G-HC-LD	48 6-pks	2**	2	4	1/5	2.1	315	47 7/8 x 24 1/4 x 34 1/4	7627
TBB-24GAL-60G-HC-LD	72 6-pks	3**	2	4	1/4	2.7	345	59 7/8 x 24 1/4 x 34 1/4	8259
TBB-24GAL-72G-HC-LD	84 6-pks	3**	3	6	1/4	2.7	440	71 7/8 x 24 1/4 x 34 1/4	9717

† Depth does not include 1 3/8" (35mm) for "GAL" models (glass door models only) or 1" (26mm) for rear bumpers.

** Depending on which tapping kit is used, 1/2 barrels may not fit in "GAL" models.

TBB 24"BACK BAR REACH-IN, GALVANIZED SUB-TOP, STAINLESS EXTERIOR

Model	12 Oz Cans	1/2 Barrels	# of Doors	# of Shelves	HP	Amps	Crated Weight	Cabinet Dimensions W D† H	List Price
SOLID SWING DOORS									
TBB-24GAL-48-S-HC	48 6-pks	2**	2	4	1/5	2.1	275	47 7/8 x 23 3/4 x 34 1/4	8368
TBB-24GAL-60-S-HC	72 6-pks	3**	2	4	1/4	2.7	320	59 7/8 x 23 3/4 x 34 1/4	9172
TBB-24GAL-72-S-HC	84 6-pks	3**	3	4	1/4	2.7	405	71 7/8 x 23 3/4 x 34 1/4	10,339
GLASS SWING DOORS									
TBB-24GAL-48G-S-HC-LD	48 6-pks	2**	2	4	1/5	2.1	315	47 7/8 x 24 1/4 x 34 1/4	8821
TBB-24GAL-60G-S-HC-LD	72 6-pks	3**	2	4	1/4	2.7	340	59 7/8 x 24 1/4 x 34 1/4	9698
TBB-24GAL-72G-S-HC-LD	84 6-pks	3**	3	6	1/4	2.7	435	71 7/8 x 24 1/4 x 34 1/4	11,324

† Depth does not include 1 3/8" (35mm) for "GAL" models (glass door models only) or 1" (26mm) for rear bumpers.

** Depending on which tapping kit is used, 1/2 barrels may not fit in "GAL" models.

TDD DIRECT DRAW BEER DISPENSERS, STAINLESS TOP, BLACK & STAINLESS EXTERIOR

Solid Swing Doors



TDD-1-HC



TDD-2CT-S-HC



TDD-3CT-HC



TDD-4-S-HC

Features/Benefits

- Oversized, environmentally-friendly R290 Hydrocarbon forced-air refrigeration system.
- Provides ice cold products 33°F to 38°F (0.5°C to 3.3°C)(normal ambient conditions).
- Black, powder coated cold-rolled steel with stainless steel countertop.
- Interior - NSF approved for pre-packaged and bottled goods and stainless steel floor with ½" (13mm) lip & heavy galvanized steel walls.
- 3" (77mm) diameter stainless steel insulated beer columns.
- Fan motors direct large volume of cold air into draft columns.
- Recessed handles.
- Positive seal doors.
- Door locks - standard.
- Each cabinet designed to accommodate all types of beer kegs.
- Incandescent interior lighting (excluding TDD-1-HC/1-S-HC).
- Air vents on side to maximize flow of fresh air through condenser.
- Self-contained system.
- Simple plug-in installation.
- Available with optional legs or 2 ½" (64mm) or 4" (102mm) diameter castors (TDD-1-HC/1-S-HC: 4" (102mm) diameter castors standard equipment; 2 ½" (64mm) diameter castors & legs not available).
- Door threshold protector prevents damage to cabinet from routine loading of product.

Club-Top Models have...

- Easy to reach refrigerated storage area for chilled beer or wine glasses.
- Anodized aluminum glass rail provides convenient storage area for glasses on top.
- One, ¾" (10mm) thick, heavy-duty, black PVC-coated wire shelf standard (glass storage area).
- Convenient easy-glide lid.
- Flip-lock to secure stainless steel lid.

Stainless Steel Models have...

- Stainless steel exterior and countertop for those who appreciate the value of stainless.

TDD DIRECT DRAW BEER DISPENSERS, STAINLESS TOP, BLACK EXTERIOR

Model	1/2 Barrels	# of Doors	HP	Amps	Crated Weight	Cabinet Dimensions W D† H*	List Price
SOLID SWING DOORS							
TDD-1-HC	1	1	¼	1.4	210	23½ x 31¼ x 39¾	4562
TDD-2-HC	2	2	¼	2.8	360	58½ x 27½ x 37	7620
TDD-3-HC	3	2	¼	2.8	400	69½ x 27½ x 37	8396
TDD-4-HC	4	3	¼	2.8	495	90½ x 27½ x 37	9088

† Depth does not include 1" (26mm) for rear bumpers (excludes TDD-1-HC).

* Height does not include 15¼" (388mm) for draft arm.

TDD DIRECT DRAW BEER DISPENSERS, STAINLESS EXTERIOR

Model	1/2 Barrels	# of Doors	HP	Amps	Crated Weight	Cabinet Dimensions W D† H*	List Price
SOLID SWING DOORS							
TDD-1-S-HC	1	1	¼	1.4	210	23½ x 31¼ x 39¾	5801
TDD-2-S-HC	2	2	¼	2.8	360	58½ x 27½ x 37	9011
TDD-3-S-HC	3	2	¼	2.8	400	69½ x 27½ x 37	10,566
TDD-4-S-HC	4	3	¼	2.8	495	90½ x 27½ x 37	11,029

† Depth does not include 1" (26mm) for rear bumpers (excludes TDD-1-S-HC).

* Height does not include 15¼" (388mm) for draft arm.

TDD CLUB-TOP DIRECT DRAW BEER DISPENSERS, STAINLESS TOP, BLACK EXTERIOR

Model	1/2 Barrels	# of Doors	HP	Amps	Crated Weight	Cabinet Dimensions W D† H*	List Price
SOLID SWING DOORS							
TDD-2CT-HC	2	2	¼	2.8	360	58½ x 27½ x 38½	8714
TDD-3CT-HC	3	2	¼	2.8	400	69½ x 27½ x 38½	9558
TDD-4CT-HC	4	3	¼	2.8	495	90½ x 27½ x 38½	10,485

† Depth does not include 1" (26mm) for rear bumpers.

* Height does not include 13¾" (350mm) for draft arm.

TDD CLUB-TOP DIRECT DRAW BEER DISPENSERS, STAINLESS EXTERIOR

Model	1/2 Barrels	# of Doors	HP	Amps	Crated Weight	Cabinet Dimensions W D† H*	List Price
SOLID SWING DOORS							
TDD-2CT-S-HC	2	2	¼	2.8	360	58½ x 27½ x 38½	9794
TDD-3CT-S-HC	3	2	¼	2.8	400	69½ x 27½ x 38½	11,040
TDD-4CT-S-HC	4	3	¼	2.8	495	90½ x 27½ x 38½	11,537

† Depth does not include 1" (26mm) for rear bumpers.

* Height does not include 13¾" (350mm) for draft arm.

TDD NITRO KIT MODELS

Model	List Price
INDIVIDUALIZED NOMENCLATURE FOR TDD-1-HC VERSIONS	
TDD-1-HC~NCST1 Nitro Coffee Single Tap Version 1	5244
TDD-1-S-HC~NCST1 Nitro Coffee Single Tap Version 1	6435
TDD-1-HC~CBST1 Cold Brew Coffee Single Tap Version 1	5150
TDD-1-S-HC~CBST1 Cold Brew Coffee Single Tap Version 1	6341
TDD-1-HC~NCDT1 Nitro Coffee Double Tap Version 1	5833
TDD-1-S-HC~NCDT1 Nitro Coffee Double Tap Version 1	7024
TDD-1-HC~CBDT1 Nitro Coffee Double Tap Version 1	TBD
TDD-1-S-HC~CBDT1 Nitro Coffee Double Tap Version 1	TBD
TDD-1-HC~DCDT1 Dual Coffee Double Tap version 1	5967
TDD-1-S-HC~DCDT1 Dual Coffee Double Tap version 1	7158



Single Cold Brew Kit



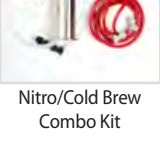
Nitro/Cold Brew Combo Kit



Double Cold Brew Kit



Single Nitro Kit



Double Nitro Kit



Nitro Coffee Double-Tap Kit



Cold Brew Coffee Double-Tap Kit

TD HORIZONTAL BOTTLE COOLERS - DEEP WELL
T-GC GLASS & PLATE CHILLERS/FROSTERS

Solid Slide Lids



TD-24-7-HC



TD-50-18-S-HC



TD-80-30-HC



T-36-GC-HC



T-50-GC-S-HC

Features/Benefits

Horizontal Bottle Coolers - Deep Well

- Oversized, environmentally-friendly R290 Hydrocarbon forced-air refrigeration system.
- Provides ice cold products 33°F to 38°F (0.5°C to 3.3°C) - very fast pull-down capacity.
- Positive guided, forced air cooling - cools bottles on top first.
- Black, powder coated cold-rolled steel with stainless steel countertop and lids.
- Interior - long lasting heavy-duty galvanized steel. Complies with NSF/ANSI Standard 7 for packaged and bottled product.
- LED interior lighting.
- Huge capacity requires minimum floor space.
- Heavy-duty 3/8" (10mm) thick pure grade PVC-coated adjustable bin dividers for maximum storage use.
- Rugged, removable, bottle cap opener and cap catcher included. Field installed.
- Self-contained system.
- Available with optional legs or 3" (77mm) or 2 1/2" (64mm) diameter castors.

Glass & Plate Chillers/Frosters

- Oversized, environmentally-friendly R290 Hydrocarbon forced-air refrigeration system.
- Save time - load glasses dry and frost even faster with temperature 0°F (-17.8°C) and below.
- Black, powder coated cold-rolled steel with stainless steel countertop and lids.
- Interior - long lasting heavy-duty galvanized steel.
- Listed under NSF/ANSI standard 7 for the storage and/or display of packaged or bottled product.
- Largest storage capacity in the industry - meets supply and demand requirements during peak hours.
- Automatic defrost system time-initiated, time-terminated.
- Heavy-duty PVC-coated wire shelves for maximum flexibility.
- Self-contained system.
- Available with optional legs or 3" (77mm) or 2 1/2" (64mm) diameter castors.
- Available with optional ratchet locks for added security.
- Stainless steel exterior, countertop and lids for those who appreciate the value of stainless.

Stainless Steel Models have...

- Stainless steel exterior and countertop for those who appreciate the value of stainless.

TD HORIZONTAL BOTTLE COOLERS - DEEP WELL

Model	# of Lids	Capacity (12oz. Bottles/12oz. Cans)	# of Bin Dividers	HP	Amps	Crated Weight	Cabinet Dimensions W D† H	List Price
BLACK EXTERIOR								
TD-24-7-HC	1	4.5 Cases./6 Cases	2	1/10	1.4	180	24½ x 26⅞ x 33½	4631
TD-36-12-HC	1	11 Cases./14.5 Cases	2	1/10	1.4	230	36⅞ x 26⅞ x 33½	5102
TD-50-18-HC	2	16.5 Cases./24 Cases	3	1/5	1.9	275	49½ x 26⅞ x 33½	5641
TD-65-24-HC	2	22 Cases./32.5 Cases	4	1/5	1.9	330	64½ x 26⅞ x 33½	6283
TD-80-30-HC	3	30 Cases./42 Cases	6	1/4	2.8	415	80⅞ x 26⅞ x 33½	7915
TD-95-38-HC	3	37.5 Cases./55 Cases	7	1/4	3.1	460	95⅞ x 26⅞ x 33½	8376
STAINLESS EXTERIOR								
TD-24-7-S-HC	1	4.5 Cases./6 Cases	2	1/10	1.4	180	24½ x 26⅞ x 33½	5497
TD-36-12-S-HC	1	11 Cases./14.5 Cases	2	1/5	1.4	225	36¾ x 26⅞ x 33⅞	5963
TD-50-18-S-HC	2	16.5 Cases./24 Cases	3	1/5	1.9	275	49⅞ x 26⅞ x 33⅞	6751
TD-65-24-S-HC	2	22 Cases./32.5 Cases	4	1/5	1.9	330	64⅞ x 26⅞ x 33⅞	7335
TD-80-30-S-HC	3	30 Cases./42 Cases	6	1/4	2.8	415	80⅞ x 26⅞ x 33½	9063
TD-95-38-S-HC	3	37.5 Cases./55 Cases	7	1/4	3.1	460	95⅞ x 26⅞ x 33⅞	9610

† Depth does not include 1½" (39mm) for cap catcher or 1" (26mm) for rear bumpers.
note: 12 oz. bottles refers to 12 oz. longneck bottles.

T-GC GLASS & PLATE CHILLERS/FROSTERS

Model	# of Lids	Capacity (8" Mugs/10oz. Steins)	# of Shelves	HP	Amps	Crated Weight	Cabinet Dimensions W D† H	List Price
BLACK EXTERIOR								
T-24-GC-HC	1	90/85	3	1/5	2.3	TBD	24½ x 26⅞ x 33½	4957
T-36-GC-HC	1	180/172	3	1/4	2.3	TBD	36¾ x 26⅞ x 33⅞	5550
T-50-GC-HC	2	250/240	5	1/3	3.5	TBD	49⅞ x 26⅞ x 33⅞	6529
STAINLESS EXTERIOR								
T-24-GC-S-HC	1	90/85	3	1/5	2.3	TBD	24½ x 26⅞ x 33½	5803
T-36-GC-S-HC	1	180/172	3	1/4	2.3	TBD	36¾ x 26⅞ x 33⅞	6518
T-50-GC-S-HC	2	250/240	5	1/3	3.5	TBD	49⅞ x 26⅞ x 33⅞	7676

† Depth does not include 1" (26mm) for rear bumpers.

T-GC GLASS LID OPTION

Model	Equipment List Upcharge Price
GLASS LIDS "GLID"	
TD-24-7-HC	231
TD-36-12-HC	231
TD-50-18-HC	461
TD-65-24-HC	461
TD-80-30-HC	692
TD-95-38-HC	692



ALL ACCESSORIES ARE PRICED AT EQUIPMENT DISCOUNT IF ORDERED FOR USE ON A UNIT AT THE TIME OF ORIGINAL ORDER

ACCESSORIES



scan for video

NOTE: ALL ACCESSORIES ARE PRICED AT EQUIPMENT DISCOUNT IF ORDERED FOR USE ON A UNIT AT THE TIME OF ORIGINAL ORDER

SHELVING

Description	Item Number	Equipment List Upcharge Price
PVC Coated Wire Shelves		
Standard Shelves		287
GDM-09-SQ-HC-LD, GDM-33CPT-LD, GDM-33CPT-54-LD, GDM-35SL-RF-HC-LD		413
TAC-30-LD, TAC-14GS-LD	909131	287
TAC-36-LD	909085	413
TAC-48-LD	909111	413
TBB-1-HC	208057-039	291
TBB-2, -3, -4-HC (left side)	975507	291
Wire Cantilever Shelves		
FLM-27/FLM-27F White	808555	879
FLM-27/FLM-27F Black	808566	879
FLM-54/54F/FLM-81/81F White	215395	879
FLM-54/54F/FLM-81/81F Black	215394	879
TCGG-36/-S-LD (with light assembly)	884675	2217
TCGG-48/-S-LD (with light assembly)	883366	2341
TCGG-60/-S-LD (with light assembly) (left side)	915617	2132
TCGG-60/-S-LD (with light assembly) (right side)	915616	2132
TCGG-72/-S-LD (with light assembly)	883577	2664
Solid Cantilever Shelves		
FLM-27/FLM-27F White	220950	879
FLM-27/FLM-27F Black	224667	879
FLM-27/FLM-27F SS	808931	1288
FLM-54/54F/FLM-81/81F White	220131	1199
FLM-54/54F/FLM-81/81F SS	215844	1361
TVM Shelves	Contact Factory	Contact Factory
TOAM-30GS-HC White	814848	899
TOAM-30GS-HC Black	814856	899
TOAM-30GS-HC SS	814855	1121
Chrome Plated Shelves		
Chrome Shelves for TH-23 & TH-23G~FGD01	912274	327
Price Strips		
Price Strips	Contact Factory	Contact Factory


Note: Lighted shelves for display cases are limited to the number of receptacles included with the cabinet.
Order by model number.




Wire Shelf



Chrome Shelf



Stainless Steel Mezzanine Shelf



Price Strip mounted on wire shelf

BUN TRAY RACKS

Description	Dimensions	Item Number	Equipment List Upcharge Price
Full Door T, TH, TS*	(20 7⁄8"W x 24"D x 51"H)	832051	2410
Half Door T, TH, TS, TPP-AT-44, 60, -67, -93, -119 TUC/TWT-44-HC, 60-32-HC, -67-HC**	(20 7⁄8"W x 24"D x 22 ½"H)	832050	1617
T-35-HC, 35G-HC~FGD01, T-43-HC Full Door	(16"W x 24"D x 51"H)	832053	2410
T-35-HC, 35G-HC~FGD01, T-43-HC Half Door	(16"W x 24"D x 22 ½"H)	832054	1617
Bun Tray Runner, Standard	(19 ¾"W x 1 ½"D x 1 ½"H)	871754	44
Bun Tray Runner, Universal***	(19 ¾"W x 5 ¼"D x 2 ¼"H)	871755	125

Full door racks do not fit in half door models.
Not designed for TSD or GDM models.
* Not available for freezer models, T-12-HC/T-19-HC/-19G-HC-FGD01/T-35-HC/ T-35G-HC-FGD01, TH-23G-FGD01 or T-23DT-HC freezer section.
** Not available for freezer models, T-12-HC/T-19-HC/-19G-HC-FGD01/T-35-HC/ T-35G-HC-FGD01, TH-23G-FGD01 or T-23DT-HC freezer section. Not available for TPP/deep TUC/TWT-60-HC, 60-32-HC (left door).
***Two (2) universal runners accommodate (1) 18" x 26" (458mm x 661mm) or (1) 20" x 12" (505mm x 305mm) pan.
Full Door Bun Tray Rack can utilize 32 universal runners maximum to hold 16 pans. Half Door Bun Tray Rack can utilize 12 universal runners maximum to hold 6 pans.
Note: Full door rack features 44 standard runners to hold 22 sheet pans. Maximum capacity is 32, 18" x 26" (458mm x 661mm) sheet pans. Half door bun tray rack features 22 standard runners to hold 11 sheet pans. Maximum capacity is 13, 18" x 26" (458mm x 661mm) sheet pans.
Note: In T-Freezers the backguards will have to be removed prior to installing bun tray racks.



Full Bun Tray Rack




Half Bun Tray Rack

TrueTrac



TrueTrac (standard with 3/4" price strip)

TrueFlex



TrueFlex Organizers



TrueFlex Beer organizer Organizers

SELF-SERVE ORGANIZERS

Description	Equipment List Upcharge Price (per shelf) †
Each 20 oz. TrueFlex*	127
Each 20 oz. TrueTrac**	495
Each 1 liter TrueTrac	392
Trueflex Pac (TVM-30-HC)	80
Trueflex Pac (TVM-36-HC)	98

* Most cooler sizes will utilize the TrueFlex organizers.
TrueFlex organizers not available for the following models (TrueTrac organizers required)
GDM-10PT-HC~TSL01, GDM-33CPT-LD, GDM-33CPT-54-LD, GDM-33SSL-56-HC-LD, GDM-35SL-RF-HC-LD, GDM-41SL-54-HC-LD, GDM-41SL-60-HC-LD, GDM-41SL-HC-LD.
TrueFlex & TrueTrac organizers are not available for GDM-10SSL-HC~TSL01.
TrueFlex organizers available for all back bar models.
† TrueFlex organizers require existing or optional shelf for installation.
** For GDM-35SL-RF-HC-LD, GDM-33CPT-LD, & GDM-33CPT-54-LD models only.

TRUEFLEX[®] BEER ORGANIZERS

Description	Quantity	Item Number	Equipment List Upcharge Price
27" Deep Models			
TBB-2-HC	26	934545	792
TBB-3-HC	34	934546	1036
TBB-4-HC	46	934547	1401
24" Deep Models			
TBB-24-48-HC	20	934548	609
TBB-24-60-HC	28	934549	853
TBB-24-72-HC	36	934550	1096

WINE SHELVES

Description	Item Number	Equipment List Upcharge Price
GDM-23-HC~TSL01, GDM-45-HC-LD	910364	287
GDM-47-HC-LD, TSD-47-HC	909142	287
GDM-69-HC-LD, GDM-72-HC~TSL01, T-72-HC, TSD-69, TBB-2-HC, TBB-3-HC, TBB-4-HC	912487	293
FLM-27/FLM-27F White	811384	879
FLM-27/FLM-27F Black	811383	879
FLM-27/FLM-27F Gray	811385	879
FLM-54/54F/FLM-81/81F White	811381	879
FLM-54/54F/FLM-81/81F Black	811380	879
FLM-54/54F/FLM-81/81F Gray	811382	879

(TBB-3-HC for left side of cabinet only). (clips included in this price) Order by model number.



Wine Rack



Sliding Wine Rack

SLIDING WINE RACKS

Description	Item Number	Equipment List Upcharge Price
For Right Hinged Door Models		
GDM-23-HC~TSL01, GDM-23W-HC~TSL01	882412	910
For Left Hinged Door Models		
GDM-23-HC~TSL01, GDM-23W-HC~TSL01	909330	910

NOTE: ALL ACCESSORIES ARE PRICED AT EQUIPMENT DISCOUNT IF ORDERED FOR USE ON A UNIT AT THE TIME OF ORIGINAL ORDER

NOVELTY BASKET

Description	Dimensions	Item Number	Equipment List Upcharge Price
GDM- & T- models 23-HC, 23F-HC, 43F-HC, 49-HC, 49F-HC, 72-HC, 72F-HC (3 dividers std.)	(19¼"W x 21 ¾"D x 5"H)	832055	784
Extra dividers (each)		910448	149
GDM-12-HC~TSL01, 12F-HC~TSL01 & T-models 12-HC, 12F-HC, 12FG-HC~FGD01, 19F-HC, 19FZ-HC (3 dividers std.)	(19¼"W x 17 ½"D x 5"H)	832056	784
Extra dividers (each)		832057	149

Note: Basic models listed; consult factory for specific model compatibility.

HANGING NOVELTY BASKET

Description	Item Number	Equipment List Upcharge Price
GDM-19T-HC~TSL01/19T-F-HC~TSL01 (Includes 3 Dividers)	964521	783
GDM-10-HC~TSL01/10F-HC~TSL01/12-HC~TSL01/12F-HC~TSL01 (set of 3, includes dividers)	962129	783
Extra dividers (each)	961802	153

FLAT LID OPTION (TSSU MODELS)

Description	number of lids	number of pans	Item Number	List Price
Standard TSSU's				
TSSU-27-08-HC	1	8	920232-FI	980
TSSU-36-08-HC	1	8	920051-FI	980
TSSU-48-08-HC	1	8	920051-FI	980
TSSU-48-10-HC	1	10	920052-FI	980
TSSU-48-12-HC	1	12	920053-FI	980
TSSU-60-08-HC	1	8	920051-FI	980
TSSU-60-10-HC	1	10	920052-FI	980
TSSU-60-12-HC	1	12	920053-FI	980
TSSU-60-16-HC*	2	8 / 8	920054-FI	1371
TSSU-72-08-HC	1	8	920051-FI	980
TSSU-72-10-HC	1	10	920052-FI	980
TSSU-72-12-HC	1	12	920053-FI	980
TSSU-72-16-HC*	2	8 / 8	961566-FI	1371
TSSU-72-18-HC*	2	10 / 8	920477-FI	1371

*Unit now becomes a split top with two pan openings.

Note: Flat lids are factory installed, contact customer service for lead time.

FLAT LID OPTION (TSSU MEGA TOP MODELS)

Description	Number of Lids	Number of Pans	Item Number	Equipment List Upcharge Price
Mega Top TSSU's				
TSSU-27-12M-B/-C-HC	1	12	920233-FI	980
TSSU-36-12M-B-HC	1	12	920056-FI	980
TSSU-48-12M-B-HC	1	12	920056-FI	980
TSSU-48-15M-B-HC	1	15	920057-FI	980
TSSU-48-18M-B-HC	1	18	920067-FI	980
TSSU-60-12M-B-HC	1	12	920056-FI	980
TSSU-60-15M-B-HC	1	15	920057-FI	980
TSSU-60-18M-B-HC	1	18	920067-FI	980
TSSU-60-24M-B-ST-HC	2	12 / 12	955549-FI	1371
TSSU-72-12M-B-HC	1	12	920056-FI	980
TSSU-72-15M-B-HC	1	15	920057-FI	980
TSSU-72-18M-B-HC	1	18	920067-FI	980
TSSU-72-24M-B-ST-HC	2	12 / 12	920058-FI	1371
TSSU-72-30M-B-ST-HC	2	12 / 18	920059-FI	1371

Note: Flat lids are factory installed, contact customer service for lead time.

FLAT LID OPTION (TFP MODELS)

Description	Number of Lids	Number of Pans	Item Number	Equipment List Upcharge Price
TFP's				
TFP-32-12M	1	12	974156-FI	980
TFP-32-12M-D-2	1	12	974156-FI	980
TFP-48-18M	1	18	976627-FI	980
TFP-48-18M-D-4	1	18	976627-FI	980
TFP-64-24M	2	24	976629-FI	1371
TFP-64-24M-D-2	2	24	976629-FI	1371
TFP-64-24M-D-4	2	24	976629-FI	1371
TFP-72-30M	2	30	976252-FI	1371
TFP-72-30M-D-2	2	30	976252-FI	1371
TFP-72-30M-D-6	2	30	976252-FI	1371


Note: Flat lids are factory installed, contact customer service for lead time.




Novelty Basket (sits on wire shelf)



Hanging Novelty Baskets



TSSU flat lid option



Bracket hardware utilizes existing screw holes.



Stacking Collar



4" Castor

6" Leg

Seismic/Flanged Leg



Plate Castor



SneezeGuard



Garnish Rack



Crumb Catcher

STACKING COLLAR

Description	Item Number	Equipment List Upcharge Price
TUC-27-HC, 27F-HC	872963	1173
True's stacking collar provides a space-efficient freezer and refrigerator combination in a 27 ½" x 30" (699mm x 726mm) footprint. Includes anti-tip bracket and 6" (153mm) seismic legs.		

CASTORS/LEGS

Description	Standard Castors/Legs Equip. List Upcharge Price	Seismic/Flanged Legs Equip. List Upcharge Price
GDM, TOAM, TVM, T-Series, Spec Series, Food Prep, TUC/TWT (set of 4)	907	1294
GDM, TOAM, TVM, T-Series, Spec Series, Food Prep, TUC/TWT (set of 6)	1225	1444
TRCB (set of 4 - Legs only)	1225	1444
TRCB (set of 6 - Legs only)	Consult Factory	N/A
TPP-AT-119-HC & TRCB-110 require 2 sets of 4	907	1294

Castors are not available on GDM-05-HC-LD, GDM-05PT-HC-LD, GDM-07-HC~TSL01, GDM-09-SQ-HC-LD, hard wired models, & two section heated cabinets. Legs are not available on T-12-HC, T-12F-HC, T-12G-HC~FGD01/-12FG-HC~FGD01, GDM-10-HC~TSL01/-10F-HC~TSL01, GDM-12-HC~TSL01/-12F-HC~TSL01/-12FC-HC~TSL01, GDM-33SSL-54-LD, TAC's, TDD-1/-S.

PLATE CASTORS

Description	Item Number	Equipment List Upcharge Price
T-50-GC-HC, TD-50-18-HC, TD-65-24-HC, TD-80-30-HC, TBB/TDD-2-HC, TBB/TDD-3-HC, TBB-24-48/60/72-HC	2 ½" (set of 4) 881029	907
TD-95-38-HC, TBB/TDD-4-HC	2 ½" (set of 6) 881348	1225
T-50-GC-HC, TD-50-18-HC, TD-65-24-HC, TD-80-30-HC, TBB/TDD-2-HC, TBB/TDD-3-HC, TBB-24-48/60/72-HC	3" (set of 4) 942288	907
TD-95-38-HC, TBB/TDD-4-HC	3" (set of 6) 923539	1225
TRCB	(set of 4) Contact Factory	1225
TRCB	(set of 6) Contact Factory	1225

SNEEZEGUARD OPTION

Description	Item Number	Equipment List Upcharge Price
TSSU-27-HC	920385	2234
TSSU-36-HC	920387	2421
TSSU-48-HC	920389	2608
TSSU-60-HC	920391	2986
TSSU-72-HC	920393	3298
TSSU-27 Mega-HC	920386	2518
TSSU-36 Mega-HC	920388	2651
TSSU-48 Mega-HC	920390	2608
TSSU-60 Mega-HC	920392	2986
TSSU-72 Mega-HC	920394	3298

Note: Not available for dual sided models.

GARNISH RACKS

Description	Item Number	Equipment List Upcharge Price
TPP-AT-44-HC	1 874625	1085
TPP-AT-60-HC	1 883520	1467
TPP-AT-67-HC	1 874626	1626
TPP-AT-93-HC	1 set (of 2) 874627	2170
TPP-AT-119-HC	1 set (of 2) 883521	2934
Garnish Rack Pan	(18¾" x 12½") 802326	194

CRUMB CATCHER


Description	Item Number	Equipment List Upcharge Price
TSSU-27-HC	809964	304
TSSU-36-HC	809965	330
TSSU-48-HC	809966	359
TSSU-60-HC	809967	378
TSSU-72-HC	809968	395

Note: All size crumb catchers require right side bracket (item number 224096) and left side bracket (item number 224097)

NOTE: ALL ACCESSORIES ARE PRICED AT EQUIPMENT DISCOUNT IF ORDERED FOR USE ON A UNIT AT THE TIME OF ORIGINAL ORDER

RATCHET LOCKS - (FACTORY INSTALLED)

Description	# of Locks Required	Item Number	Equipment List Upcharge Price
Each GDM, TSD (2 door slide models)	1	943620	382
Each GDM-69-HC-LD, TSD-69	2	943620	382
Each TDM (rear doors)	1	872801	382
Each TGM	1	872801	382
Each TCGG	1	872801	382
Each TBB (2 door slide models)	1	872801	382
Each TBB (3 door slide models)	2	872801	382



Ratchet Lock



Ratchet Lock Kit

BARREL LOCKS - (FACTORY INSTALLED)

Description	Equipment List Upcharge Price
GDM / FLM (one door)*	430
GDM / FLM (two door)	860
GDM / FLM (three door)	1290
GDM, TSD (slide two door models)	573

*Available only for one-door swing and slide two door refrigerators (not available for GDM-09-SQ-HC-LD).
Not available for ice merchandisers.



Barrel Locks

BOLT LOCKS - (FACTORY INSTALLED)

Description	Equipment List Upcharge Price
TSSU/TUC/TWT/TPP/TFP (per door section - one lock)	197
TSSU/TUC/TWT/TPP/TFP/TRCB (per drawers section - two locks)	394



PADLOCKS

Description	Item Number	Equipment List Upcharge Price
GDM (two swing door models)	831367	75

Available only for standard hinged two-door swing models.
(not available for dual left or dual right hinged models).



GDM Padlock



Basic Overshelf (TSSU/TUC/TWT)



Sandwich/Salad Service Shelf (TSSU/TUC/TWT)



Pizza Prep Service Shelf (TPP only)



TSSU-48-12-HC (double overshelf)



TPP-AT-60-HC (single overshelf)

BASIC OVERSHELF

Description	Dimensions	Item Number	Equipment List Upcharge Price
TSSU/TUC/TWT-27-HC	(25½"W x 9"D x 14¾"H)	871793	1129
TSSU/TUC/TWT-36-HC	(34¾"W x 9"D x 14¾"H)	882701	1389
TSSU/TUC/TWT-48-HC	(46¼"W x 9"D x 14¾"H)	871794	1635
TSSU/TUC/TWT-60-HC	(58¼"W x 9"D x 14¾"H)	871795	2261

Made of heavy-gauge stainless steel.
Note: Overshelf not available for TWT/TUC-60-32.
Note: Overshelf not available for dual sided models.
Note: Height dimension from countertop to shelf top.

SANDWICH/SALAD SERVICE SHELF (TSSU/TUC/TWT)

Description	Dimensions	Item Number	Equipment List Upcharge Price
TSSU-36/TUC/TWT-36-HC	(36¾"W x 12"D x 14¾"H)	882702	1819
TSSU/TUC/TWT-48-HC	(48¾"W x 12"D x 14¾"H)	875305	1903
TSSU/TUC/TWT-60-HC	(60¾"W x 12"D x 14¾"H)	875309	3019
TSSU/TUC/TWT-72-HC	(72¾"W x 12"D x 14¾"H)	875310	3642

Made of heavy-gauge stainless steel.
Sandwich/salad service shelf not available for Non Dual Sided Mega-Tops.
Note: Service shelf not available for TSSU-60-16-HC & TSSU-60-16-DS-ST-HC.
Note: Service shelf not available for TUC/TWT-60-32-HC.

Note: For use with dual sided, mega-top units, pan lids must be removed, lids will not hinge open.
Note: Height dimension from countertop to shelf top.

PIZZA PREP SERVICE SHELF

Description	Dimensions	Item Number	Equipment List Upcharge Price
TPP-AT-44-HC	(44"W x 17¾"D x 18½"H)	875351	2399
TPP-AT-60-HC	(60¾"W x 17¾"D x 18½"H)	881100	3155
TPP-AT-67-HC	(67¾"W x 17¾"D x 18½"H)	875352	3391
TPP-AT-93-HC	(93¾"W x 17¾"D x 18½"H)	875353	5192

Made of heavy-gauge stainless steel.
Note: Height dimension from countertop to shelf top.

OVERSHELF KITS (SINGLE/DOUBLE)

Description	Dimensions	Item Number	Equipment List Upcharge Price
Single Overshelves			
TSSU/TUC/TWT-27 & Mega-HC	(27¾"W x 16"D x 20½"H*)	914976	1211
TSSU/TUC/TWT-36 & Mega-HC	(36¾"W x 16"D x 20½"H*)	914977	1312
TSSU/TUC/TWT-48 & Mega-HC	(48¾"W x 16"D x 20½"H*)	914978	1413
TSSU/TUC/TWT-60 & Mega-HC	(60¾"W x 16"D x 20½"H*)	915702	2119
TSSU/TUC/TWT-72 & Mega-HC	(72¾"W x 16"D x 20½"H*)	914980	2325
TPP/TUC/TWT-44-HC	(44¾"W x 16"D x 20½"H*)	915048	1564
TPP-AT-60, TUC/TWT-60-32-HC	(60¾"W x 16"D x 20½"H*)	915702	2119
TPP-AT/TUC/TWT-67-HC	(67¾"W x 16"D x 20½"H*)	915049	2523
TFP-32	(32¾"W x 16"D x 43½"H*)	958621	1166
TFP-48	(48¾"W x 16"D x 43½"H*)	958615	1413
TFP-64	(64¾"W x 16"D x 43½"H*)	958617	2045
TFP-72	(72¾"W x 16"D x 43½"H*)	958619	2325


Double Overshelves			
TSSU/TUC/TWT-27 & Mega-HC	(27¾"W x 16"D x 33½"H*)	914981	1424
TSSU/TUC/TWT-36 & Mega-HC	(36¾"W x 16"D x 33½"H*)	914982	1923
TSSU/TUC/TWT-48 & Mega-HC	(48¾"W x 16"D x 33½"H*)	914983	2421
TSSU/TPP/TUC/TWT-60-HC & Mega/TUC/TWT-60-32-HC	(60¾"W x 16"D x 33½"H*)	914984	3349
TSSU/TUC/TWT-72 & Mega-HC	(72¾"W x 16"D x 33½"H*)	914985	4614
TPP-AT-44 & TUC/TWT-44-HC	(44¾"W x 16"D x 33½"H*)	915014	2352
TPP-AT-67 & TUC/TWT-67-HC	(67¾"W x 16"D x 33½"H*)	915015	3477
TFP-32	(32¾"W x 16"D x 56½"H*)	958620	1709
TFP-48	(48¾"W x 16"D x 56½"H*)	958614	2421
TFP-64	(64¾"W x 16"D x 56½"H*)	958616	3780
TFP-72	(72¾"W x 16"D x 56½"H*)	958618	4614

Made of heavy-gauge stainless steel.
* Indicates maximum height, single overshelves and lower shelf on double overshelves are adjustable.
Note: Overshelves not available for dual sided models. Overshelves not available for TPP-AT-93 or -119 models.

CUTTING BOARDS FOR TSSU'S - WHITE POLYETHYLENE

Description	Dimensions	Item Number	Equipment List Upcharge Price
19" Cutting Boards* - 1/2" Thick (requires "L" brackets)			
TSSU-27-HC	(27½"W x 19"D)	810843	468
TSSU-36-HC	(36"W x 19"D)	807788	527
TSSU-48-HC	(48"W x 19"D)	807791	585
TSSU-60-HC	(60"W x 19"D)	807794	702
TSSU-72-HC	(72"W x 19"D)	809105	819
19" Cutting Boards* - ¾" Thick (requires "L" brackets)			
TSSU-27-HC	(27½"W x 19"D)	810892	585
TSSU-48-HC	(48"W x 19"D)	807793	731
TSSU-60-HC	(60"W x 19"D)	807795	878
TSSU-72-HC	(72"W x 19"D)	809103	1024
"L" Brackets for 19" Cutting Board (set) w/out rivnut tool		874656	293
"L" Brackets for 19" Cutting Board (set) w/rivnut tool		881328	474

* 19" (483mm) cutting boards not available for TSSU with drawers, dual sided or mega top models.



White, Polyethylene Cutting Boards

CUTTING BOARDS FOR TPP'S - WHITE POLYETHYLENE


Description	Dimensions	Item Number	Equipment List Upcharge Price
19 1/2" Cutting Boards for TPP's - 1/2" Thick (use existing brackets)			
TPP-AT-44-HC	(44¼"W x 19½"D)	220233	639
TPP-AT-60-HC	(60"W x 19½"D)	220234	913
TPP-AT-67-HC	(67"W x 19½"D)	220235	796
TPP-AT-93-HC	(93"W x 19½"D)	220236	1030
TPP-AT-119-HC	(119"W x 19½"D)	220237	1545



White, Polyethylene Cutting Board

CUTTING BOARDS FOR TUC'S & TWT'S - WHITE POLYETHYLENE

Description	Dimensions	Item Number	Equipment List Upcharge Price
Cutting Boards for TUC's and TWT's - 1/2" Thick (brackets required)			
TUC-27-HC	(27½"W x 30"D)	810851	717
TUC-36-HC	(36"W x 30"D)	812322	819
TUC-44-HC	(44¼"W x 32½"D)	812324	983
TUC-48-HC	(48"W x 30"D)	810852	921
TUC-60-HC	(60"W x 30"D)	810853	1126
TUC-60-32-HC	(60"W x 32½"D)	812326	1597
TUC-67-HC	(67"W x 32½"D)	812312	1392
TUC-72-HC	(72"W x 30"D)	812345	1331
TUC-93-HC	(93¼"W x 32½"D)	812311	1801
TWT-27-HC	(27½"W x 28¼"D)	812307	696
TWT-36-HC	(36"W x 28¼"D)	812323	796
TWT-44-HC	(44¼"W x 30"D)	812325	955
TWT-48-HC	(48"W x 28¼"D)	812308	895
TWT-60-HC	(60"W x 28¼"D)	812309	1094
TWT-60-32-HC	(60"W x 30"D)	810853	1126
TWT-67-HC	(67"W x 30"D)	812313	1352
TWT-72-HC	(72"W x 28¼"D)	810849	1293
TWT-93-HC	(93¼"W x 30"D)	812314	1750
"L" Brackets for TUC & TWT Cutting Board (set) w/out rivnut tool		874659	235
"L" Brackets for TUC & TWT Cutting Board (set) with rivnut tool		881540	447



Composite Cutting Boards



Composite Cutting Board

CUTTING BOARDS FOR TSSU'S - COMPOSITE

Description	Dimensions	Item Number	Equipment List Upcharge Price
8 7/8" Cutting Boards - 1/2" Thick for Mega Tops (no special brackets required)			
TSSU-27-HC Mega	(27½"W x 8⅞"D)	820615	418
TSSU-36-HC Mega	(36"W x 8⅞"D)	807770	554
TSSU-48-HC Mega	(48"W x 8⅞"D)	820617	740
TSSU-60-HC Mega	(60"W x 8⅞"D)	807777	922
TSSU-72-HC Mega	(72"W x 8⅞"D)	224930	1108
11 3/4" Cutting Boards - 1/2" Thick (requires "L" brackets for mega-tops)			
TSSU-27-HC	(27½"W x 11¾"D)	820609	500
TSSU-36-HC	(36"W x 11¾"D)	807771	668
TSSU-48-HC	(48"W x 11¾"D)	807775	890
TSSU-60-HC	(60"W x 11¾"D)	807778	1113
TSSU-72-HC	(72"W x 11¾"D)	820614	1335
"L" Brackets for TSSU Mega Cutting Board (set) w/out rivnut tool		874659	235
"L" Brackets for TSSU Mega Cutting Board (set) with rivnut tool		881540	447
19" Cutting Boards* - 1/2" Thick (requires "L" brackets)			
TSSU-27-HC	(27½"W x 19"D)	820622	995
TSSU-36-HC	(36"W x 19"D)	807772	1330
TSSU-48-HC	(48"W x 19"D)	807776	1771
TSSU-60-HC	(60"W x 19"D)	807779	2547
TSSU-72-HC	(72"W x 19"D)	807782	2656
"L" Brackets for 19" Cutting Board (set) w/out rivnut tool		874656	293
"L" Brackets for 19" Cutting Board (set) w/rivnut tool		881328	474

* 19" (483mm) cutting boards not available for TSSU drawer models, dual sided or mega top models.

CUTTING BOARDS FOR TFP'S - COMPOSITE

Description	Dimensions	Item Number	Equipment List Upcharge Price
8" Cutting Boards for TFP's - 1/2" Thick (use existing brackets)			
TFP-32M	(32"W x 8"D)	979041	818
TFP-48M	(48"W x 8"D)	977317	893
TFP-64M	(64"W x 8"D)	977316	968
TFP-72M	(72"W x 8"D)	975800	1108

CUTTING BOARDS FOR TPP'S - COMPOSITE

Description	Dimensions	Item Number	Equipment List Upcharge Price
19 1/2" Cutting Boards for TPP's - 1/2" Thick (use existing brackets)			
TPP-AT-44-HC	(44¼"W x 19½"D)	820619	1626
TPP-AT-60-HC	(60"W x 19½"D)	820620	2216
TPP-AT-67-HC	(67"W x 19½"D)	820606	2470
TPP-AT-93-HC	(93"W x 19½"D)	820611	3432
TPP-AT-119-HC	(119"W x 19½"D)	820621	4390

CUTTING BOARDS FOR TUC'S & TWT'S - COMPOSITE

Description	Dimensions	Item Number	Equipment List Upcharge Price
Full Top Cutting Boards for TUC's and TWT's - 1/2" Thick (brackets required)			
TUC-27-HC	(27½"W x 30"D)	820627	1562
TUC-36-HC	(36"W x 30"D)	820629	2043
TUC-44-HC	(44¼"W x 32½"D)	820631	2688
TUC-48-HC	(48"W x 30"D)	820607	2724
TUC-60-HC	(60"W x 30"D)	820635	3405
TUC-60-32-HC	(60"W x 32½"D)	820637	3646
TUC-67-HC	(67"W x 32½"D)	820639	4072
TUC-72-HC	(72"W x 30"D)	820644	4086
TUC-93-HC	(93¼"W x 32½"D)	820642	5666
TWT-27-HC	(27½"W x 28¼"D)	820628	1471
TWT-36-HC	(36"W x 28¼"D)	820630	1925
TWT-44-HC	(44¼"W x 30"D)	820632	2511
TWT-48-HC	(48"W x 28¼"D)	820634	2565
TWT-60-HC	(60"W x 28¼"D)	820636	3205
TWT-60-32-HC	(60"W x 30"D)	820635	3405
TWT-67-HC	(67"W x 30"D)	820640	3805
TWT-72-HC	(72"W x 28¼"D)	820641	3814
TWT-93-HC	(93¼"W x 30"D)	820643	5294
"L" Brackets for TUC & TWT Cutting Board (set) w/out rivnut tool		874659	235
"L" Brackets for TUC & TWT Cutting Board (set) with rivnut tool		881540	447

NOTE: ALL ACCESSORIES ARE PRICED AT EQUIPMENT DISCOUNT IF ORDERED FOR USE ON A UNIT AT THE TIME OF ORIGINAL ORDER

DIGITAL DISPLAY

Description	Item Number	Equipment List Upcharge Price
TSSU/TUC/TWT (-27-HC, -36-HC, -48-HC, -60-HC, -72-HC) - Rectangular		
Fahrenheit/Celsius	980207-FI	1113
TPP/DEEP TUC/DEEP TWT (-44-HC, -60-32-HC, -67-HC, -93-HC, -119-HC) - Round		
Fahrenheit	980206-FI	1113
Celsius	822205-FI	1113



Digital Display
(TSSU, TFP, TPP, TUC & TWT)
Note: TSSU's equipped with crumb catcher option,
Digital Display will not be visible.

THERMOSTAT

Description	Item Number	Equipment List Upcharge Price
Chocolate Thermostat (50°F to 55°F)	831987-FI	505
Red Wine Thermostat (50°F to 55°F)	831987-FI	505
White Wine Thermostat (45°F to 50°F)	800385-FI	505



Wine or Chocolate Thermostat

CHOCOLATE/WINE CONTROLS (AVAILABLE FOR "HC" MODELS)

Description	Equipment List Upcharge Price
CW - Must specify Chocolate, Red or White Wine temperature setting	557

MILK COOLER CORNER BUMPERS

Description	Item Number	Equipment List Upcharge Price
All milk cooler models (set of 4)	882506	532



Milk Cooler Bumpers

DIRECT DRAW DRAFT ACCESSORIES

Description	Item Number	Equipment List Upcharge Price
Double faucet draft column	980018	1335
Triple faucet round draft column	806928	2131
Triple faucet T-tower draft column	873105	2317
Quad faucet T-tower draft column	201767	3243
Two-way manifold	873116	153
Three-way manifold	873117	177
Four-way manifold	201768	231
Cap*	813590	427

* Used when draft standard not required (covers hole on countertop).



Double Headed
Draft Standard



Triple Headed Draft Standard

NITRO KIT (TDD)

Description	Item Number	Equipment List Upcharge Price
INDIVIDUALIZED NOMENCLATURE FOR TDD-1-HC VERSIONS		
Nitro Coffee Single-Tap Kit (1 keg / 1 pressure)	222753	893
Cold Brew Coffee Single-Tap Kit (1 keg / 1 pressure)	222754	795
Nitro Coffee Double-Tap Kit (2 keg / 1 pressure)	222755	1505
Cold Brew Coffee Double-Tap Kit (2 keg / 1 pressure)	803677	1170
Nitro & Cold Brew Combination Double-Tap Kit (2 keg / 2 pressure)	222756	1645



Single Cold Brew Kit



Nitro/Cold Brew
Combo Kit



Double Cold Brew Kit



Single Nitro Kit



Double Nitro Kit



TOAM-30GS-HC~TSL01
with Night Cover



Cover Open



Silver




Black



TAC Locking Security Cover



TAC Vandal
Panel



White Cantilever
Shelving

Stainless Cantilever Shelving



TAC Condensate Heater Pan/Bracket
Kit Pictured without back screen.

TAC/THAC NIGHT COVER* (FACTORY INSTALLED WITH UPCHARGE)

Description	Item Number	Equipment List Upcharge Price
TAC NIGHT COVERS		
TAC-14GS-LD	973359-FI	1150
TAC-36-LD	973360-FI	1140
TAC-48~TSL01	973361-FI	1311
TAC-72-LD	973363-FI	1560
THAC NIGHT COVERS		
THAC-36-LD (White)	940964-FI	1399
THAC-36-LD (Black)	940962-FI	1399
THAC-36-S-LD (Stainless)	940963-FI	1399
THAC-48-LD (White)	940967-FI	1595
THAC-48-LD (Black)	940965-FI	1595
THAC-48-S-LD (Stainless)	940966-FI	1595
THAC-60-LD (White)	940970-FI	1791
THAC-60-LD (Black)	940968-FI	1791
THAC-60-S-LD (Stainless)	940969-FI	1791

* Night Cover is UL approved with heavy duty return mechanism.
Note: Night Cover is standard on TOAM models.

TAC LOCKING SECURITY COVER* (FACTORY INSTALLED ONLY WITH SOME FIELD ASSEMBLY REQUIRED)

Description	Item Number	Equipment List Upcharge Price
TAC-36-LD (Silver)	(factory installed) 937551	6421
TAC-48~TSL01 (Silver)	(factory installed) 223250	7980
TAC-72-LD (Silver)	(factory installed) 993183	11,097
TAC-30-LD (White)	(factory installed) 997689	5642
TAC-36-LD (White)	(factory installed) 997690	6421
TAC-48-LD (White)	(factory installed) 997691	7980
TAC-72-LD (White)	(factory installed) 997692	11,097
TAC-30-LD (Black)	(factory installed) 937546	5642
TAC-36-LD (Black)	(factory installed) 937549	6421
TAC-48~TSL01 (Black)	(factory installed) 204109	7980
TAC-72-LD (Black)	(factory installed) 937555	11,097
TOAM-30-HC	(factory installed) Contact Factory	Contact Factory

* Security Cover is not UL approved. Note: Standard with flat sign panel. Locking security cover adds 6 3/4" (171mm) to cabinet height. Not available for glass sided models.

TAC VANDAL PANEL* (FACTORY INSTALLED WITH UPCHARGE)

Description	Item Number	Equipment List Upcharge Price
TAC-36-LD	(factory installed) 953021-FI	3886
TAC-48~TSL01	(factory installed) 953022-FI	3990
TAC-72-LD	(factory installed) 953023-FI	4103
TOAM-30-HC	(factory installed) Contact Factory	Contact Factory

* Locking removable panel. Note: Not available for glass sided models.

TAC CANTILEVER SHELVING

Description	Item Number	Equipment List Upcharge Price
White		
TAC-36-LD	906500-018	725
TAC-48~TSL01	905807-018	1153
TAC-72-LD*	910473-018	1053
Stainless Steel		
TAC-36-LD	906499	1162
TAC-48~TSL01	894532	1480
TAC-72-LD*	910472	1236

* TAC-72-LD models require two shelves per level.

TAC CONDENSATE HEATER PAN/BRACKETS KIT

Description	Item Number	Equipment List Upcharge Price
TAC-14GS-LD	905807-018	1586
TAC-36-LD, TAC-48~TSL01	204590	1793
TOAM-30-HC	815887	536

Note: Black back screen also available, contact factory.

NOTE: ALL ACCESSORIES ARE PRICED AT EQUIPMENT DISCOUNT IF ORDERED FOR USE ON A UNIT AT THE TIME OF ORIGINAL ORDER

**TDM REAR RATCHET LOCKS (KIT) &
TDM FRONT GLASS LOCK (BARREL LOCK TO KEEP FRONTAL GLASS CLOSED)**

Description	Item Number	Equipment List Upcharge Price
All TDM Models	Contact Factory	728

Note: Factory Installed only.



Ratchet Lock

Front Glass Lock

TDM/TGM BANKING KIT

Description	Item Number	Equipment List Upcharge Price
All TDM/TGM Models	803817	376




TDM Banking Kit

TDM/TGM TOP SERVICE SHELVES

Description	Item Number	Equipment List Upcharge Price
TDM/TGM-36/48/59/77 Scale Shelf	Contact Factory	175
TDM/ TGM-36/48/59 Small Top Service Shelf	Contact Factory	317
TDM/TGM-77 Small Top Service Shelf	Contact Factory	378
TDM/TGM-36/48/59/77 Medium Top Service Shelf	Contact Factory	378
TDM/TGM-48/59/77 Large Top Service Shelf (Not Available on TDM/TGM-36)	Contact Factory	473

Note: Factory Installed only.



Scale Shelf

Top Service Shelf

TDM/TGM ELECTRICAL RECEPTACLE

Description	Item Number	Equipment List Upcharge Price
TDM-36/TGM-36	801229	394
TDM-48/TGM-48	801229	394
TDM-59/TGM-59	801229	394
TDM-77/TGM-77	801229	394

Note: Factory Installed only.



Electrical Receptacle

TDM/TGM EXTERNAL FRONT SHELF KIT (ONLY IN BLACK)

Description	Item Number	Equipment List Upcharge Price
TDM-36/TGM-36	203581	652
TDM-48/TGM-48	203582	863
TDM-59/TGM-59	203583	941
TDM-77/TGM-77	203584	1187

Note: Factory Installed only.



External Front Shelf

TDM/TGM EXTERNAL REAR SHELF KIT (ONLY IN BLACK)

Description	Item Number	Equipment List Upcharge Price
TDM-36/TGM-36	203966	553
TDM-48/TGM-48	203967	709
TDM-59/TGM-59	203968	803
TDM-77/TGM-77	203969	930

Note: Factory Installed only.



External Rear Shelf



Glass Shelves




Frosted Glass Shelves



Stainless Steel Shelves (Mezzanine)



Chrome Shelves



4" Castors



6" Legs

TDM/TGM CLEAR GLASS SHELVES ASSEMBLY

Description	Item Number	Equipment List Upcharge Price (Black or White Interior)	Equipment List Upcharge Price (Stainless Interior)
TDM & TGM-R-36 / TDM & TGM-DC-36	203585	1118	741
TDM & TGM-R-48 / TDM & TGM-DC-48	203586	1274	803
TDM & TGM-DZ-48	203587	1274	803
TDM & TGM-R-59 / TDM & TGM-DC-59	203588	1464	961
TDM & TGM-DZ-59	203589	1464	961
TDM & TGM-R-77 / TDM & TGM-DC-77	203590	2362	1654
TDM & TGM-DZ-77	203591	2362	1654

Note: Kit includes three (3) levels of shelving.

TDM/TGM FROSTED GLASS SHELVES ASSEMBLY

Description	Item Number	Equipment List Upcharge Price (Black or White Interior)	Equipment List Upcharge Price (Stainless Interior)
TDM & TGM-R-36 / TDM & TGM-DC-36	203592	1890	1513
TDM & TGM-R-48 / TDM & TGM-DC-48	203593	2282	1810
TDM & TGM-DZ-48	203594	2282	1810
TDM & TGM-R-59 / TDM & TGM-DC-59	203595	2771	2268
TDM & TGM-DZ-59	203596	2771	2268
TDM & TGM-R-77 / TDM & TGM-DC-77	203597	4044	3337
TDM & TGM-DZ-77	203598	4044	3337

Note: Kit includes three (3) levels of shelving.

TDM/TGM STAINLESS STEEL SHELVES ASSEMBLY (MEZZANINE)

Description	Item Number	Equipment List Upcharge Price (Black or White Interior)	Equipment List Upcharge Price (Stainless Interior)
TDM & TGM-R-36 / TDM & TGM-DC-36	203599	662	284
TDM & TGM-R-48 / TDM & TGM-DC-48	203802	977	505
TDM & TGM-DZ-48	203803	977	505
TDM & TGM-R-59 / TDM & TGM-DC-59	203804	1260	756
TDM & TGM-DZ-59	203805	1260	756
TDM & TGM-R-77 / TDM & TGM-DC-77 (Top/Middle/Bottom)	203806/203807/203808	1543	836
TDM & TGM-DZ-77	203809	1543	836

Note: Kit includes three (3) levels of shelving.

TDM/TGM CHROME SHELVES ASSEMBLY

Description	Item Number	Equipment List Upcharge Price (Black or White Interior)	Equipment List Upcharge Price (Stainless Interior)
TDM & TGM-R-36 / TDM & TGM-DC-36	Contact Factory	378	Standard with Cabinet
TDM & TGM-R-48 / TDM & TGM-DC-48	Contact Factory	473	Standard with Cabinet
TDM & TGM-DZ-48	Contact Factory	473	Standard with Cabinet
TDM & TGM-R-59 / TDM & TGM-DC-59	Contact Factory	505	Standard with Cabinet
TDM & TGM-DZ-59	Contact Factory	505	Standard with Cabinet
TDM & TGM-R-77 / TDM & TGM-DC-77 (Top/Middle/Bottom)	Contact Factory	709	Standard with Cabinet
TDM & TGM-DZ-77	Contact Factory	709	Standard with Cabinet

Note: Kit includes three (3) levels of shelving.

TDM/TGM CASTORS

Description	Item Number	Equipment List Upcharge Price
All TDM & TGM-36/48/59 models (not available for 77 models)		
4" Castor kit	830277	907
2½" Castor kit	830280	907

TDM/TGM LEGS

Description	Item Number	Equipment List Upcharge Price
All TDM-36/48/59 models (not available for 77 models)		
6" Leg kit	872025	907

NOTE: ALL ACCESSORIES ARE PRICED AT EQUIPMENT DISCOUNT IF ORDERED FOR USE ON A UNIT AT THE TIME OF ORIGINAL ORDER

SPEC SERIES LEGS/CASTORS

Description	Item Number	Equipment List Upcharge Price
6" Legs (set of 4) - (stainless steel)	881379	1142
6" Legs (set of 6) - (stainless steel)	881378	1674
6" Legs (set of 4) - for one & two section units	872025	907
6" Seismic/Flanged Legs (set of 4) - for one & two section units	880348	1294
5" Castors (set of 4) - for one & two section units w/brake	830282	907
5" Castors (set of 6) - 3 with brake & 3 without brake	830283	1225



6" Leg



5" Castors



Seismic/Flanged Leg


SPEC SERIES SHELVING

Description	Equipment List Upcharge Price
PVC coated shelf	287
Chrome plated shelf	327
Stainless steel shelf	940

Note: When ordering STR/STA/STG Series shelves please indicate
1. Model type 2. Section in unit that shelf will be in (left, center, or right)



PVC Coated Wire Shelf



Chrome Shelf


HASP LOCK

Description	Item Number	Equipment List Upcharge Price
Single section hasp lock	813025	880
Double section hasp lock	813026	919

Note: Hasp Locks not available on two section units with all right or all left hinges.




Single section hasp lock



Double section hasp lock

STR/STA/STG Kit Types:

TYPE 1



16 ga. Stainless Steel
For Bottom Support of:
(1) 18" x 26" pan or
(2) 14" x 18" pans

TYPE 2




Chrome Plated Steel Rod Type
For Rim Support of:
(1) 18" x 26" pan
Note: One pair of #2 tray slides accommodates one half section. for light duty applications only. Not available for ST()1DT-2HS-HC

TYPE 3



16 ga. Stainless Steel
Angle Type for Bottom Support of:
(1) 18" x 26" pan or
(2) 14" x 18" pans or
(2) 12" x 20" pans

OPTION TYPE 4



Chrome Shelves:
Standard in STR & STA Series refrigerators & freezers. Stainless steel shelves also available.



PVC Coated Shelves:
Standard in STG refrigerators & freezers.

STR/STA/STG SERIES INTERIOR OPTIONS

Description	Equipment List Upcharge Price
Spec Kit #1 - (9) sets of #1 type tray slides and pilasters	981
Spec. Kit #2 - (1) set of #2 type tray slides and pilasters (equips 1/2 section only)	981
Spec. Kit #3 - (6) sets of universal type tray slides and pilasters	981
Spec. Kit #4 - (3) chrome shelves and shelf supports** (heated cabinets include wall mounted pilasters and shelf clips)	981
#1 Type Tray Slide for (1) 18" x 26" (458mm x 661mm) or (2) 14" x 18" (356mm x 458mm) pans - per set of 2 (STR/STA/STG)	109
#2 Type Tray Slide for 18" x 26" (458mm x 661mm) pans per set of 2, equips 1/2 section (STR/STA/STG)	981
#3 Universal Type Tray Slide for (1) 18" x 26" (458mm x 661mm) or (2) 12" x 20" (305mm x 508mm) or (2) 14" x 18" (356mm x 458mm) pans - per set of 2 (STR/STA/STG)	164
#4 (1) Chrome shelf and shelf supports	327

Note: when ordering interior kits for STR/STA/STG-Series units please indicate...

1. Model type
2. Interior kit type and quantity (#1 type, #2 type, #3 type, #4 type)
3. Section in unit that kit will be in (left, center, or right)
4. Location in section that kit will be used in (top half, bottom half, full section)*

* Pilasters are specific to interior kit type and are only available in half section and full section sizes.

** On refrigerators and freezers, shelves mounted with pilaster/clip assembly available in lieu of standard shelf support system if ordered with cabinet from factory.

† Pilasters and tray slides/shelving for STR series are factory installed at no charge. (please note: lead time is required depending on cabinet availability). Tray slides for STA/STG to be field installed.

Tray Slide	Spacings				
#1 Tray Slides	2"	3"	4"	5"	6"
Behind full door length	28	19	14	11	10
Behind upper half door	13	9	7	5	5
Behind lower half door	13	9	7	5	5
#2 Tray Slides 1 1/2" O.C.	2"	3"	4"	5"	6"
Behind full door length	38				
Behind upper half door	18	not available			
Behind lower half door	18				
Universal Tray Slides	2"	3"	4"	5"	6"
Behind full door length			14	11	9
Behind upper half door	not available		6	5	4
Behind lower half door			6	5	4

NOTE: ALL ACCESSORIES ARE PRICED AT EQUIPMENT DISCOUNT IF ORDERED FOR USE ON A UNIT AT THE TIME OF ORIGINAL ORDER

SECURITY OPTIONS FOR SPEC SERIES
REACH-IN & PASS-THRU'S

	EQUIPMENT LIST UPCHARGE PRICE			
	1 Section		2 Section	
	Reach-In	Pass-Thru	Reach-In	Pass-Thru
SECURITY PACKAGE 1				
Reach-In/Pass-Thru Refrigerators & Freezers	5578	7429	9391	11641
Reach-In/Pass-Thru Heated Cabinets	5950	7805	9963	12225
Includes all correctional options below Tamper-proof Rainshield, Stainless Breaker Covers, Light Cover, Locking Hasp(s), Non-Removable Doors, Control Cover, Top Screen/Guards, Security Screws (includes/Requires Top Screen), Welded Tray Slides*, & Seismic/Flanged Legs. Remove Hinge Covers & True Logo.				
SECURITY PACKAGE 2				
Reach-In/Pass-Thru Refrigerators & Freezers	2385	4144	2999	5066
Reach-In/Pass-Thru Heated Cabinets	2740	4497	3556	5624
Includes the following, Tamper-proof Rainshield, Stainless Breaker Covers, Locking Hasp(s), Control Cover, & Seismic/Flanged Legs. Remove Hinge Covers & True Logo.				
SECURITY PACKAGE 3				
Reach-In/Pass-Thru Refrigerators & Freezers	1362	2714	1362	2714
Reach-In/Pass-Thru Heated Cabinets	1362	2714	1362	2714
Tamper-proof Rainshield, Locking Hasp(s) only (Padlock not included)				

*Welded tray slide costs above represent 12 sets of welded universal tray slides per door opening. Refer to the tray slide cost analysis for the cost of welded #1 tray slides.
Note: Individual security options or alternative combinations are available if needed. Contact Factory for details.
Note: The inclusion of all options on the models listed above adheres to the Chapter XIV section 1400 American Correctional Food Service Association Standard Number 1 Equipment Specifications Correctional Package Correctional Food Service requirements.
Note: Hasp locks not available on two section units with all-right or all left hinges.

SECURITY OPTIONS FOR SPEC SERIES
ROLL-IN & ROLL-THRU'S

	EQUIPMENT LIST UPCHARGE PRICE			
	1 Section		2 Section	
	Roll-In	Roll-Thru	Roll-In	Roll-Thru
SECURITY PACKAGE 1				
Roll-In/Roll-Thru Refrigerators & Freezers	2544	4400	3314	5580
Roll-In/Roll-Thru Heated Cabinets	2918	4773	3900	6162
Includes all correctional options below Tamper-proof Rainshield, Stainless Breaker Covers, Light Cover, Locking Hasp(s), Non-Removable Doors, Control Cover, Top Screen/Guards, & Security Screws (includes/Requires Top Screen). Remove Hinge Covers & True Logo.				
SECURITY PACKAGE 2				
Roll-In/Roll-Thru Refrigerators & Freezers	2385	4144	2999	5066
Roll-In/Roll-Thru Heated Cabinets	2740	4497	3556	5624
Includes the following, Tamper-proof Rainshield, Stainless Breaker Covers, Locking Hasp(s), & Control Cover. Remove Hinge Covers & True Logo.				
SECURITY PACKAGE 3				
Roll-In/Roll-Thru Refrigerators & Freezers	1362	2714	1362	2714
Roll-In/Roll-Thru Heated Cabinets	1362	2714	1362	2714
Tamper-proof Rainshield, Locking Hasp(s) only (Padlock not included)				

Note: Individual security options or alternative combinations are available if needed. Contact Factory for details.
Note: The inclusion of all options on the models listed above adheres to the Chapter XIV section 1400 American Correctional Food Service Association Standard Number 1 Equipment Specifications Correctional Package Correctional Food Service requirements.
Note: Hasp locks not available on two section units with all-right or all left hinges.



Mesh Screening



Hinged Locking
Thermostat Control Cover



Tamper Proof Rain Shield
(standard all security packages)



Locking Hasp



Seismic/Flanged Leg



Stainless Steel Thermal
Breaker (Interior)



Heavy Duty, Clear
Polycarbonate,
Security Light Cover
(Interior)



Tray Slides & Pilaster
in Fixed/Welded Rack
(Interior)



Hinges Without Covers



Security Screws



STR2R-2S
Security Package



CUSTOM HARDWARE FOR
UPRIGHT T-SERIES~FGD01 OR TUC/TWT~SPEC3

Description	Item Number	Equipment List Upcharge Price
For One Door ~FGD01 or ~SPEC3 on TUC, TWT, TSSU, TPP, TFP*	Contact Factory	90
For Two Doors ~FGD01 or ~SPEC3 on TUC, TWT, TSSU, TPP, TFP*	Contact Factory	119
For Three Doors ~FGD01 or ~SPEC3 on TUC, TWT, TSSU, TPP, TFP*	Contact Factory	149

*Includes handle(s) and logo (logo on ~SPEC3 only).
Custom Hardware available in Gold, Brass, Chrome, or Pewter.
Additional custom hardware options available on other types of equipment. Please contact factory for details.
Note: Custom Hardware prices are NET instead of LIST.

CUSTOM HARDWARE FOR UPRIGHT SPEC SERIES

Description	Item Number	Equipment List Upcharge Price
Spec Series Reach-In Full Door Models - Per Section*	Contact Factory	178
Spec Series Reach-In Half Door Models - Per Section*	Contact Factory	207

*Includes handle(s), logo and hinges.
Custom Hardware available in Gold, Brass, Chrome, or Pewter.
Additional custom hardware options available on other types of equipment. Please contact factory for details.
Note: Custom Hardware prices are NET instead of LIST.

POWDER COATING

Description	Equipment List Upcharge Price
RAL 1001 Beige	378
RAL 1013 Oyster White	378
RAL 1028 Melon Yellow	378
RAL 2009 Traffic Orange	378
RAL 3011 Brown Red	378
RAL 3020 Traffic Red	378
RAL 5009 Azure Blue	378
RAL 5010 Gentian Blue	378
RAL 5024 Pastel Blue	378
RAL 6010 Grass Green	378
RAL 6013 Reed Green	378
RAL 6018 Yellow Green	378
RAL 7001 Silver Grey	378
RAL 7023 Concrete Grey	378
RAL 7024 Graphite Grey	378
RAL 7035 Light Grey	378
RAL 8001 Ochre Brown	378
RAL 8007 Fawn Brown	378
RAL 8016 Mahogany Brown	378
RAL 9001 Cream	378
Cobalt Blue (New)	378
Antique White (New)	190
Matte White (New)	190
Gloss Black (New)	190
Matte Black (New)	190

Note: See powder coating brochure for more details.



RAL 6010 Grass Green



RAL 1028 Melon Yellow



RAL 3011 Brown Red



RAL 1001 Beige



RAL 7023 Concrete Grey



RAL 5010 Gentian Blue



RAL 2009 Traffic Orange



RAL 8007 Fawn Brown






RAL 3020 Traffic Red



RAL 7001 Silver Grey

■ Sign Panels ■ Door & End Decals ■ Superior Image Quality
■ Vibrant UV Color Imaging ■ White Ink Technology ■ Qualified G7 Master Printer



GRAPHIC
CAPABILITIES

True Stripe Signs are standard on all GDM® models.
Availability subject to change. Stainless steel, plain black,
plain white and graphic signs are available upon request on
most models. Consult factory for details. Upcharges may apply.

Vintage Unit



Sign: Stainless Steel (Standard)



Sign: Market Fresh



Sign: Cold Drinks



*Alternative signs are not field installable and must be indicated at time of order. Please contact customer service for lead time and availability.



Sign: Wine Black



Sign: Wine Gold



Sign: Wine Red

REFRIGERATOR SIGNS

		Item# S-BCBV / S-SCBV
		Item# S-BCJ / S-SCJ
		Item# S-BCW / S-SCW
		Item# S-BED / S-SED
		Item# S-BSD / S-SSD
		Item# S-BCB / S-SCB
		Item# S-BW / S-SW
		Item# S-BCM / S-SCM
		Item# S-BMD / S-SMD
		Item# S-BSS / S-SSS
		Item# S-BDF / S-SDF
		Item# S-BS / S-SS
		Item# S-BFS / S-SFS
		Item# S-BD / S-SD
		Item# S-BRF / S-SRF
		Item# S-BNC / S-SNC
	WINE	Item# S-TW-16
	DESSERTS BRONZE	Item# S-TD-15
	DESSERTS	Item# S-TD-11
	FLOWERS	Item# S-TF-16
	TRUE STRIPE	

Ice Merchandisers, Wine Merchandisers, Glass Four Sided Merchandisers and Floral Cases come standard with their corresponding designed sign. Alternative signs available at no charge if indicated at the time order is placed and shipped from factory. If sign is ordered after unit leaves the factory, an upcharge will apply. Custom signs/graphics available. Please contact factory for details and pricing.

[illegible]

FREEZER SIGNS

		Item# S-BFZF / S-SFZF
		Item# S-BIC / S-SIC
		Item# S-BI / S-SI
		Item# S-BNC / S-SNC
		Item# S-SI-11

GDIM-26NT	~TS101
GDIM-49NT	~TS101
GDIM-07F-HC	~TS101
GDIM-10F-HC	~TS101
GDIM-12F-HC	~TS101
GDIM-23F-HC	~TS101
GDIM-26F-HC	~TS101
GDIM-35F	~TS101
GDIM-43F-HC	~TS101
GDIM-49F-HC	~TS101
GDIM-72F-HC	~TS101
ELIM-27E/54F/81F	~TS101

Available

Not Available

NOTE: ALL ACCESSORIES ARE PRICED AT EQUIPMENT DISCOUNT IF ORDERED FOR USE ON A UNIT AT THE TIME OF ORIGINAL ORDER

HORIZONTALS	STAINLESS INTERIOR EQUIPMENT LIST UPCHARGE	STAINLESS BACK EQUIPMENT LIST UPCHARGE
TSSU/TUC/TWT-27-HC, 36, 48-HC	\$901	\$774
TSSU/TUC/TWT-60-HC, 72-HC	\$1025	\$901
TFP-32-12M, 48-18M	\$901	\$774
TFP-64-24M, 72-30M	\$1025	\$901
TPP-AT-44-HC & TUC/TWT-44-HC	\$901	\$774
TPP-AT-60/67-HC & /TUC/TWT-60-HC, 67-HC	\$1025	\$901
TPP-AT-93-HC & TUC/TWT-93-HC	\$1150	\$1025
TPP-AT-119-HC	\$1236	\$1116
TRCB-36, 48, 52, 72	\$901	\$774
TRCB-79, 82	\$1025	\$901
TRCB-96, 110	\$1150	\$1025
TBB/TDD-1-HC	\$901	\$774
TBB/TDD-2-HC, 3-HC	\$1025	\$901
TBB/TDD-4-HC	\$1150	\$1025
TBB-24-48-HC	\$901	\$774
TBB-24-60-HC, 72-HC	\$1025	\$901
TD-24-HC, 36-HC, 50-HC	\$901	\$774
TD-65-HC, 80-HC	\$1025	\$901
TD-95-HC	\$1150	\$1025
T-24/36/50-G-HC	\$901	\$774

Note: Does not apply to SPEC3 units.

UPRIGHTS	STAINLESS INTERIOR EQUIPMENT LIST UPCHARGE	STAINLESS BACK EQUIPMENT LIST UPCHARGE
1 - Door	\$901	\$774
2 - Door	\$1025	\$901
3 - Door	\$1150	\$1025

Note: Uprights include T, TH, TS, and TSD Series only.

EQUIPMENT RETURN POLICY

Equipment may be returned to True under the following conditions:

- Received written approval from True prior to return with RMA #. Approved RMA’s are valid for 30 days.
- Returned goods cannot have been used and must be in new condition void of any damage (dents, scratches, etc..).
- Returned goods must be in the original packaging.
- All returns are subject to a 25% restocking fee and prepaid returned freight applies.
- Photos of the unit are required in order to approve an RMA.
- An inspection by a True representative may be required. If the True representative identifies damage at the time of inspection, these damages may be subject to a deduction on the return credit memo.

THIS WARRANTY ONLY APPLIES TO UNITS SHIPPED FROM TRUE'S MANUFACTURING FACILITIES AFTER SEPTEMBER 1, 2015.

THREE-YEAR PARTS & LABOR WARRANTY

TRUE warrants to the original purchaser of every new TRUE refrigerated unit, the cabinet and all parts thereof, to be free from defects in material or workmanship, under normal and proper use and maintenance service as specified by TRUE and upon proper installation and start-up in accordance with the instruction packet supplied with each TRUE unit. TRUE's obligation under this warranty is limited to a period of three (3) years from the date of original installation or 39 months after shipment date from TRUE, whichever occurs first.

Any part covered under this warranty that are determined by TRUE to have been defective within three (3) years of original installation or thirty-nine (39) months after shipment date from manufacturer, whichever occurs first, is limited to the repair or replacement, including labor charges, of defective parts or assemblies. The labor warranty shall include standard straight time labor charges only and reasonable travel time, as determined by TRUE.

Warranty does not cover standard wear parts which include door gaskets, incandescent bulbs or fluorescent bulbs. Warranty also does not cover issues caused by improper installation or lack of basic preventative maintenance which includes regular cleaning of condenser coils.

ADDITIONAL TWO-YEAR COMPRESSOR WARRANTY

In addition to the Three (3) year warranty stated above, TRUE warrants its hermetically and semi-hermetically sealed compressor to be free from defects in both material and workmanship under normal and proper use and maintenance service for a period of two (2) additional years from the date of original installation but not to exceed five (5) years and three (3) months after shipment from the manufacturer.

Compressors determined by TRUE to have been defective within this extended time period will, at TRUE’s option, be either repaired or replaced with a compressor or compressor parts of similar design and capacity.

The two (2) year extended compressor warranty applies only to hermetically and semi-hermetically sealed parts of the compressor and does not apply to any other parts or components, including, but not limited to: cabinet, paint finish, temperature control, refrigerant, metering device, driers, motor starting equipment, fan assembly or any other electrical component, etcetera.

404A/134A/HYDROCARBON COMPRESSOR WARRANTY

The two year compressor warranty detailed above will be voided if the following procedure is not carefully adhered to:

- This system contains R404A, R134A, or R290 refrigerant and polyol ester lubricant. The polyol ester lubricant has rapid moisture absorbing qualities. If long exposure to the ambient conditions occur, the lubricant must be removed and replaced with new. For oil amounts and specifications please call TRUE technical service department (855-372-1368). Failure to comply with recommended lubricant specification will void the compressor warranty.
- Drier replacement is very important and must be changed when a system is opened for servicing. An OEM exact replacement should be used. The new drier must also be the same capacity as the drier being replaced.
- Micron level vacuums must be achieved to insure low moisture levels in the system. 500 microns or lower must be obtained.

WARRANTY CLAIMS

All claims for labor or parts must be made directly through TRUE. All claims should include: model number of the unit, the serial number of the cabinet, proof of purchase, date of installation, and all pertinent information supporting the existence of the alleged defect.

In case of warranty compressor, the compressor model tag must be returned to TRUE along with above listed information. For warranty claim information, visit www.truemfg.com/Support/Warranty-Support. Any action for breach of these warranty provisions must be commenced within six (6) months of the defect giving rise to the breach.

WHAT IS NOT COVERED BY THIS WARRANTY

TRUE's sole obligation under this warranty is limited to either repair or replacement of parts, subject to the additional limitations below. This warranty neither assumes nor authorizes any person to assume obligations other than those expressly covered by this warranty.

NO CONSEQUENTIAL DAMAGES. TRUE IS NOT RESPONSIBLE FOR ECONOMIC LOSS; PROFIT LOSS; OR SPECIAL, INDIRECT, OR CONSEQUENTIAL DAMAGES, INCLUDING WITHOUT LIMITATION, LOSSES OR DAMAGES ARISING FROM FOOD OR PRODUCT SPOilage CLAIMS WHETHER OR NOT ON ACCOUNT OF REFRIGERATION FAILURE.

WARRANTY IS NOT TRANSFERABLE. This warranty is not assignable and applies only in favor of the original purchaser/user to whom delivered. ANY SUCH ASSIGNMENT OR TRANSFER SHALL VOID THE WARRANTIES HEREIN MADE AND SHALL VOID ALL WARRANTIES, EXPRESS OR IMPLIED, INCLUDING ANY WARRANTY OF MERCHANTABILITY OR FITNESS FOR A PARTICULAR PURPOSE.

IMPROPER USAGE. TRUE ASSUMES NO LIABILITY FOR PARTS OR LABOR COVERAGE FOR COMPONENT FAILURE OR OTHER DAMAGES RESULTING FROM IMPROPER USAGE OR INSTALLATION OR FAILURE TO CLEAN AND/OR MAINTAIN PRODUCT AS SET FORTH IN THE WARRANTY PACKET PROVIDED WITH THE UNIT.

RELOCATION OF CABINET FOR REPAIR. True is not responsible for the cost to move a cabinet for any reason from its position of operation on the customer’s premises to make a warranty repair.

NON OEM PARTS. Use of non OEM parts without manufacturer’s approval will void cabinet warranty.

ALTERATION, NEGLIGENCE, ABUSE, MISUSE, ACCIDENT, DAMAGE DURING TRANSIT OR INSTALLATION, FIRE, FLOOD, ACTS OF GOD. TRUE is not responsible for the repair or replacement of any parts that TRUE determines have been subjected after the date of manufacture to alteration, neglect, abuse, misuse, accident, damage during transit or installation, fire, flood, or act of God.

IMPROPER ELECTRICAL CONNECTIONS. TRUE IS NOT RESPONSIBLE FOR THE REPAIR OR REPLACEMENT OF FAILED OR DAMAGED COMPONENTS RESULTING FROM INCORRECT SUPPLY VOLTAGE, THE USE OF EXTENSION CORDS, LOW VOLTAGE, OR UNSTABLE SUPPLY VOLTAGE.

NO IMPLIED WARRANTY OF MERCHANTABILITY OR FITNESS FOR A PARTICULAR PURPOSE: THERE ARE NO OTHER WARRANTIES, EXPRESSED, IMPLIED OR STATUTORY, EXCEPT THE THREE (3) YEAR PARTS & LABOR WARRANTY AND THE ADDITIONAL TWO (2) YEAR COMPRESSOR WARRANTY AS DESCRIBED ABOVE. THESE WARRANTIES ARE EXCLUSIVE AND IN LIEU OF ALL OTHER WARRANTIES, INCLUDING IMPLIED WARRANTY AND MERCHANTABILITY OR FITNESS FOR A PARTICULAR PURPOSE. THERE ARE NO WARRANTIES WHICH EXTEND BEYOND THE DESCRIPTION ON THE FACE HEREOF.

OUTSIDE U.S.: This warranty does not apply to, and TRUE is not responsible for, any warranty claims made on products sold or used outside the United States. This warranty only applies to units shipped from True's manufacturing facilities after September 1, 2015.

ENVIRONMENTAL ATTRIBUTES

Any and all environmental attributes, including environmental offset credit rights, with respect to TRUE® refrigeration units manufactured after September 1, 2015, shall remain the property of True Manufacturing Co., Inc. and are not transferred.

Commonly Stocked Models in Blue/Bold

Model	List Price	Page
FLM-27~TSL01 Δ ◊ Ł §	6580	101
FLM-27F~TSL01 Δ	14,479	101
FLM-54~TSL01 Δ ◊ §	10,511	101
FLM-54F~TSL01 Δ ◊	19,706	101
FLM-81~TSL01 Δ ◊	13,838	101
FLM-81F~TSL01 Δ ◊	28,459	101
G4SM-23-HC~TSL01	10,673	93
G4SM-23FC-HC~TSL01	11,492	97
G4SM-23PT-HC~TSL01	12,926	93
G4SM-23RGS~TSL01	14,714	93
GDIM-26NT-HC~TSL01 ◊	7486	91
GDIM-49NT-HC~TSL01 Δ	12,156	91
GDM-05-HC~TSL01 ◊	4441	95
GDM-05-S-HC~TSL01	4665	95
GDM-05PT-HC~TSL01	6503	95
GDM-05PT-S-HC~TSL01	6774	95
GDM-06-34-HC~TSL01 Δ	4277	95
GDM-07-HC~TSL01 Δ ◊	4526	95
GDM-07-S-HC~TSL01	4828	95
GDM-07F-HC~TSL01 Δ ◊	7743	91
GDM-08-HC~TSL01 Δ	5093	95
GDM-09-SQ-HC-LD Δ	6175	95
GDM-09-SQ-S-HC-LD	6479	95
GDM-10-HC~TSL01 Δ ◊	5093	87 & 95
GDM-10-58-HC~TSL01 Δ	5093	87
GDM-10F-HC~TSL01 Δ ◊	9155	91
GDM-10PT-HC~TSL01 Δ	6818	87 & 95
GDM-10SSL-HC~TSL01 Δ	5831	87 & 95
GDM-12-HC~TSL01 Δ ◊	5214	87
GDM-12F-HC~TSL01 Δ ◊	9844	91
GDM-12FC-HC~TSL01	5987	97
GDM-15-RTO-HC-LD	10,036	87
GDM-19T-F~TSL01	11,432	91
GDM-19T-HC~TSL01 Δ ◊	5953	87
GDM-23-HC~TSL01 Δ ◊ Ł §	6266	87
GDM-23-HST-HC~TSL01	8248	99
GDM-23F-HC~TSL01 Δ ◊ Ł §	13,790	91
GDM-23F-HST-HC~TSL01	15,771	99
GDM-23FC-HC~TSL01 Δ	7084	97
GDM-23W-HC~TSL01 Δ	7296	97
GDM-26-HC~TSL01 Δ ◊	6493	87
GDM-26-HST-HC~TSL01 Δ ◊	8474	99
GDM-26F-HC~TSL01 Δ ◊	14,281	91
GDM-26F-HST-HC~TSL01 Δ ◊	16,262	99
GDM-30-HC-LD Δ	9409	95
GDM-33-HC-LD Δ ◊	8384	89
GDM-33-HC~WTRM01 WHT	8384	99
GDM-33CPT-54-HC-LD Δ	10,585	95
GDM-33CPT-LD Δ	10,991	95
GDM-33SSL-56-HC-LD Δ	8921	95

Δ = Stocked in Black Exterior / ◊ = Stocked in White Exterior / § = Stocked in Stainless Steel Exterior / Ł = Stocked in LH (Left Hinge)

Commonly Stocked Models in Blue/Bold

Model	List Price	Page
STA2RRT89-2S-2S	29,285	41
STA3F-3S	28,941	35
STA3F-6HS	30,691	35
STA3R-3G	27,104	31
STA3R-3S	22,566	31
STA3R-6HS	25,538	31
STG1DT-2HS-HC	13,398	37
STG1DTA-2HS-HC	13,398	37
STG1F-1G-HC	12,748	35
STG1F-1G-HC	10,894	35
STG1F-2HG-HC	13,385	35
STG1F-2HS-HC	11,439	35
STG1FPT-1S-1S	14,495	35
STG1FPT-2HS-2HS	16,403	35
STG1FRI-1S	14,172	41
STG1H-1G	10,094	39
STG1H-1S	8582	39
STG1H-2HG	10,648	39
STG1H-2HS	9526	39
STG1HPT-1G-1S	13,530	39
STG1HPT-1S-1S	12,364	39
STG1HRI-1S	9850	43
STG1HRI89-1S	12,274	43
STG1HRT-1S-1S	12,852	43
STG1HRT89-1S-1S	15,279	43
STG1R-1G-HC	10,706	31
STG1R-1HG/1HS-HC	10,705	31
STG1R-1S-HC Ł	9104	31
STG1R-2HG-HC	11,291	31
STG1R-2HS-HC	9558	31
STG1RPT-1G-1G-HC	15,464	33
STG1RPT-1G-1S-HC	14,173	33
STG1RPT-1HG/1HS-1G-HC	15,672	33
STG1RPT-1HG/1HS-1S-HC	14,383	33
STG1RPT-1S-1G-HC	14,173	33
STG1RPT-1S-1S-HC	12,880	33
STG1RPT-2HG-1G-HC	16,034	33
STG1RPT-2HG-1S-HC	14,739	33
STG1RPT-2HS-1G-HC	15,173	33
STG1RPT-2HS-1S-HC	13,878	33
STG1RRI-1G	11,964	41
STG1RRI-1S	10,302	41
STG1RRI89-1S	12,699	41
STG1RRT-1G-1S	14,934	41
STG1RRT-1S-1S	13,272	41
STG1RRT89-1S-1S	15,673	41
STG2DT-2S	17,611	37
STG2DT-4HS	18,556	37
STG2F-2S-HC	15,258	35
STG2F-4HS-HC	16,785	35

Δ = Stocked in Black Exterior / ◊ = Stocked in White Exterior / § = Stocked in Stainless Steel Exterior / Ł = Stocked in LH (Left Hinge)

Model	List Price	Page
GDM-35-HC~TSL01 Δ ◊	8506	87
GDM-35F~TSL01 ◊	17,155	91
GDM-35SL-RF-HC-LD Δ	11,213	87
GDM-37-HC-LD Δ ◊	8742	89
GDM-41-HC-LD Δ ◊	9333	89
GDM-41CPT-48-HC-LD	12,051	95
GDM-41SL-54-HC-LD Δ	10,633	95
GDM-41SL-60-HC-LD Δ	11,040	95
GDM-41SL-HC-LD Δ	10,252	89
GDM-43-HC~TSL01 Δ ◊	9802	87
GDM-43F-HC~TSL01 Δ ◊	18,245	91
GDM-45-HC-LD Δ ◊	9582	89
GDM-47-HC-LD Δ ◊	9937	89
GDM-47-HC~WTRM01 WHT	9937	99
GDM-47FC-HC-LD Δ	11,225	97
GDM-47RL-HC-LD Δ	12,405	89
GDM-49-HC~TSL01 Δ ◊ §	10,010	87
GDM-49F-HC~TSL01 Δ ◊	18,768	91
GDM-49FC-HC~TSL01 Δ	11,329	97
GDM-49RL-HC~TSL01 Δ	12,523	87
GDM-69-HC-LD Δ ◊	12,768	89
GDM-69-HC~WTRM01 WHT	12,768	99
GDM-69FC-HC-LD Δ	14,165	97
GDM-72-HC~TSL01 Δ ◊	13,179	87
GDM-72F-HC~TSL01 Δ ◊	27,105	91
GDM-72FC-HC~TSL01 Δ	14,630	97
GEM-23-HC~TSL01 Δ	9202	93
STA1DT-2HS-HC	18,488	37
STA1DTA-2HS-HC	18,488	37
STA1F-1G-HC	19,373	35
STA1F-1S-HC	16,798	35
STA1F-2HG-HC	20,341	35
STA1F-2HS-HC	17,353	35
STA1FPT-1S-1S	20,907	35
STA1FPT-2HS-2HS	23,673	35
STA1FRI-1S	20,444	41
STA1H-1G	12,754	39
STA1H-1S	11,163	39
STA1H-2HG	13,452	39
STA1H-2HS	12,396	39
STA1HPT-1G-1S	18,119	39
STA1HPT-1S-1S	16,556	39
STA1HRI-1S	12,331	43
STA1HRI89-1S	15,369	43
STA1HRT-1S-1S	16,092	43
STA1HRT89-1S-1S	19,130	43
STA1R-1G-HC	14,342	31
STA1R-1HG/1HS-HC	14,340	31
STA1R-1S-HC	13,437	31
STA1R-2HG-HC	15,129	31

Model	List Price	Page
STA1R-2HS-HC	13,919	31
STA1RPT-1G-1G-HC	20,717	33
STA1RPT-1G-1S-HC	18,987	33
STA1RPT-1HG/1HS-1G-HC	21,000	33
STA1RPT-1HG/1HS-1S-HC	19,265	33
STA1RPT-1S-1G-HC	18,987	33
STA1RPT-1S-1S-HC	17,254	33
STA1RPT-2HG-1G-HC	21,481	33
STA1RPT-2HG-1S-HC	19,749	33
STA1RPT-2HS-1G-HC	20,331	33
STA1RPT-2HS-1S-HC	18,599	33
STA1RRI-1G	15,827	41
STA1RRI-1S	13,796	41
STA1RRI89-1S	17,018	41
STA1RRT-1G-1S	19,815	41
STA1RRT-1S-1S	17,784	41
STA1RRT89-1S-1S	21,002	41
STA2DT-2S	24,302	37
STA2DT-4HS	25,613	37
STA2F-2S-HC	23,107	35
STA2F-4HS-HC	24,090	35
STA2FRI-2S	29,850	41
STA2H-2G	16,994	39
STA2H-2S	14,386	39
STA2H-4HG	18,163	39
STA2H-4HS	16,240	39
STA2HPT-2G-2S	24,284	39
STA2HPT-2S-2S	21,229	39
STA2HRI-2S	17,456	43
STA2HRT-2S-2S	22,913	43
STA2R-2G-HC	19,733	31
STA2R-2HG/2HS-HC	19,697	31
STA2R-2S-HC	17,878	31
STA2R-4HG-HC	21,096	31
STA2R-4HS-HC	18,757	31
STA2RPT-2G-2G-HC	29,132	33
STA2RPT-2G-2S-HC	26,196	33
STA2RPT-2HG/2HS-2G-HC	29,097	33
STA2RPT-2HG/2HS-2S-HC	26,166	33
STA2RPT-2S-2G-HC	26,196	33
STA2RPT-2S-2S-HC	23,262	33
STA2RPT-4HG-2G-HC	30,453	33
STA2RPT-4HG-2S-HC	27,513	33
STA2RPT-4HS-2G-HC	28,283	33
STA2RPT-4HS-2S-HC	25,348	33
STA2RRI-2G	24,020	41
STA2RRI-2S	19,959	41
STA2RRI89-2S	23,480	41
STA2RRT-2G-2S	29,805	41
STA2RRT-2S-2S	25,744	41

Model	List Price	Page
STG2FRI-2S	20,690	41
STG2H-2G	13,456	39
STG2H-2S	11,059	39
STG2H-4HG	14,383	39
STG2H-4HS	12,484	39
STG2HPT-2G-2S	18,672	39
STG2HPT-2S-2S	16,319	39
STG2HRI-2S	13,936	43
STG2HRT-2S-2S	18,303	43
STG2R-2G-HC	14,729	31
STG2R-2HG/2HS-HC	14,703	31
STG2R-2S-HC	12,113	31
STG2R-4HG-HC	15,744	31
STG2R-4HS-HC	13,323	31
STG2RPT-2G-2G-HC	21,746	33
STG2RPT-2G-2S-HC	19,555	33
STG2RPT-2HG/2HS-2G-HC	21,722	33
STG2RPT-2HG/2HS-2S-HC	19,529	33
STG2RPT-2S-2G-HC	19,555	33
STG2RPT-2S-2S-HC	17,362	33
STG2RPT-4HG-2G-HC	22,731	33
STG2RPT-4HG-2S-HC	20,575	33
STG2RPT-4HS-2G-HC	21,112	33
STG2RPT-4HS-2S-HC	18,919	33
STG2RRI-2G	18,224	41
STG2RRI-2S	14,901	41
STG2RRI89-2S	17,526	41
STG2RRT-2G-2S	22,540	41
STG2RRT-2S-2S	19,219	41
STG2RRT89-2S-2S	21,857	41
STG3F-3S	20,063	35
STG3F-6HS	21,277	35
STG3R-3G	20,232	31
STG3R-3S	16,349	31
STG3R-6HS	18,505	31
STR1DT-2HS-HC	22,678	37
STR1DTA-2HS-HC	22,678	37
STR1F-1G-HC	22,259	35
STR1F-2HG-HC	23,369	35
STR1F-2HS-HC	20,751	35
STR1FPT-1S-1S	25,068	35
STR1FPT-2HS-2HS	28,374	35
STR1FRI-1S	23,794	41
STR1H-1G	15,739	39
STR1H-1S	13,780	39
STR1H-2HG	16,608	39
STR1H-2HS	15,299	39
STR1HPT-1G-1S	21,100	39
STR1HPT-1S-1S	19,276	39

Model	List Price	Page
STR1HRI-1S	15,815	43
STR1HRI89-1S	19,710	43
STR1HRT-1S-1S	20,640	43
STR1HRT89-1S-1S	24,530	43
STR1R-1G-HC	17,861	31
STR1R-1HG/1HS-HC	17,858	31
STR1R-1S-HC	16,733	31
STR1R-2HG-HC	18,840	31
STR1R-2HS-HC	17,292	31
STR1RPT-1G-1G-HC	25,583	33
STR1RPT-1G-1S-HC	23,441	33
STR1RPT-1HG/1HS-1G-HC	25,926	33
STR1RPT-1HG/1HS-1S-HC	23,788	33
STR1RPT-1S-1G-HC	23,441	33
STR1RPT-1S-1S-HC	21,306	33
STR1RPT-2HG-1G-HC	26,522	33
STR1RPT-2HG-1S-HC	24,387	33
STR1RPT-2HS-1G-HC	25,098	33
STR1RPT-2HS-1S-HC	22,961	33
STR1RRI-1G	18,571	41
STR1RRI-1S	16,540	41
STR1RRI89-1S	21,185	41
STR1RRT-1G-1S	24,180	41
STR1RRT-1S-1S	22,146	41
STR1RRT89-1S-1S	26,151	41
STR2DT-2S	29,821	37
STR2DT-4HS	31,382	37
STR2F-2S-HC	27,697	35
STR2F-4HS-HC	28,824	35
STR2FRI-2S	34,740	41
STR2H-2G	21,796	39
STR2H-2S	18,457	39
STR2H-4HG	23,301	39
STR2H-4HS	20,833	39
STR2HPT-2G-2S	29,111	39
STR2HPT-2S-2S	25,446	39
STR2HRI-2S	22,388	43
STR2HRT-2S-2S	29,393	43
STR2R-2G-HC	24,574	31
STR2R-2HG/2HS-HC	24,530	31
STR2R-2S-HC	22,262	31
STR2R-4HG-HC	26,269	31
STR2R-4HS-HC	23,301	31
STR2RPT-2G-2G-HC	35,972	33
STR2RPT-2G-2S-HC	32,344	33
STR2RPT-2HG/2HS-2G-HC	35,928	33
STR2RPT-2HG/2HS-2S-HC	32,305	33
STR2RPT-2S-2G-HC	32,344	33
STR2RPT-2S-2S-HC	28,720	33
STR2RPT-4HG-2G-HC	37,603	33

Commonly Stocked Models in Blue/Bold

Model	List Price	Page	Model	List Price	Page
STR2RPT-4HG-2S-HC	33,973	33	T-49F-HC	14,269	21
STR2RPT-4HS-2G-HC	34,925	33	T-49FG-HC~FGD01	19,490	21
STR2RPT-4HS-2S-HC	31,297	33	T-49G-4-HC~FGD01	13,670	19
STR2RRI-2G	28,921	41	T-49G-HC~FGD01	12,795	19
STR2RRI-2S	24,856	41	T-50-GC-HC Δ	6529	139
STR2RII89-2S	29,237	41	T-50-GC-S-HC	7676	139
STR2RRT-2G-2S	36,124	41	T-72-HC	14,625	19
STR2RRT-2S-2S	32,061	41	T-72F-HC	18,762	21
STR2RRT89-2S-2S	36,465	41	T-72FG-HC~FGD01	30,390	21
STR3F-3S	34,697	35	T-72G-HC~FGD01	17,568	19
STR3F-6HS	36,794	35	TAC-14G5-LD Δ	13,503	107
STR3R-3G	33,753	31	TAC-30-LD	16,292	107
STR3R-3S	28,097	31	TAC-36-LD Δ	16,748	107
STR3R-6HS	31,801	31	TAC-48~TSL01 Δ ◇ §	18,561	107
T-11-HC	TBD	19	TAC-72-LD Δ ◇	29,700	107
T-11G-HC~FGD01	TBD	19	TBB-1-HC Δ	4170	133
T-12-HC Ł	6337	19	TBB-1-S-HC	5306	133
T-12F-HC	6985	21	TBB-2-HC Δ	6256	133
T-12FG-HC~FGD01	11,540	21	TBB-2-S-HC	7450	133
T-12G-HC~FGD01	7710	19	TBB-2G-HC-LD Δ	6546	133
T-19-HC Ł	6368	19	TBB-2G-S-HC-LD	7554	133
T-19F-HC Ł	7010	21	TBB-3-HC Δ	6846	133
T-19FZ-HC Ł	6466	21	TBB-3-S-HC	8203	133
T-19G-HC~FGD01	7738	19	TBB-3G-HC-LD Δ	7404	133
T-23-1-G-1-HC~FGD01	9294	19	TBB-3G-S-HC-LD	8601	133
T-23-2-HC	9038	19	TBB-4-HC Δ	8047	133
T-23-HC Ł	8143	19	TBB-4-S-HC	10,350	133
T-23DT-G-HC~FGD01	19,549	23	TBB-4G-HC-LD Δ	8890	133
T-23DT-HC Ł	15,943	23	TBB-4G-S-HC-LD	10,969	133
T-23F-2-HC	10,747	21	TBB-4PT	10,364	133
T-23F-HC Ł	10,175	21	TBB-4PT-S	13,057	133
T-23FG-HC~FGD01	13,785	21	TBB-24-48-HC Δ	7938	135
T-23G-2-HC~FGD01	9807	19	TBB-24-48-S-HC	9299	135
T-23G-HC~FGD01 Ł	9304	19	TBB-24-48G-HC-LD Δ	8556	135
T-23PT-HC	13,921	19	TBB-24-48G-S-HC-LD	9748	135
T-24-GC-HC Δ	4957	139	TBB-24-60-HC Δ	8625	135
T-24-GC-S-HC	5803	139	TBB-24-60-S-HC	10,092	135
T-35-HC	9802	19	TBB-24-60G-HC-LD Δ	9164	135
T-35F-HC	12,936	21	TBB-24-60G-S-HC-LD	10,607	135
T-35G-HC~FGD01	11,483	19	TBB-24-72-HC Δ	9773	135
T-36-GC-HC Δ	5550	139	TBB-24-72-S-HC	11,438	135
T-36-GC-S-HC	6518	139	TBB-24-72G-HC-LD Δ	10,737	135
T-43-HC	9999	19	TBB-24-72G-S-HC-LD	12,357	135
T-43F-HC	13,520	21	TBB-24GAL-48-HC Δ	7005	135
T-49-2-G-2-HC~FGD01	12,770	19	TBB-24GAL-48-S-HC	8368	135
T-49-4-HC	12,226	19	TBB-24GAL-48G-HC-LD Δ	7627	135
T-49-HC	10,832	19	TBB-24GAL-48G-S-HC-LD	8821	135
T-49DT-HC	19,375	23	TBB-24GAL-60-HC	7708	135
T-49DT-4-HC	20,771	23	TBB-24GAL-60-S-HC	9172	135
T-49F-4-HC	15,127	21	TBB-24GAL-60G-HC-LD	8259	135

Δ = Stocked in Black Exterior / ◇ = Stocked in White Exterior / § = Stocked in Stainless Steel Exterior / Ł = Stocked in LH (Left Hinge)

Commonly Stocked Models in Blue/Bold

Model	List Price	Page	Model	List Price	Page	Model	List Price	Page
TBR84-PTSZ1-L-S-SSS-SSS-1	TBD	129	TDM-DC-36-GE/GE-W-W	14,909	115	TDR48-RISZ1-L-S-SS-1	11,430	131
TBR84-RISZ1-L-B-GGG-1	TBD	127	TDM-DC-48-GE/GE-B-W	16,793	115	TDR52-RISZ1-L-B-SG-1 Δ	10,907	131
TBR84-RISZ1-L-B-SSS-1	TBD	127	TDM-DC-48-GE/GE-S-S	18,137	115	TDR52-RISZ1-L-B-SS-1	10,429	131
TBR84-RISZ1-L-S-GGG-1	TBD	129	TDM-DC-48-GE/GE-S-W	17,634	115	TDR52-RISZ1-L-S-SG-1	12,367	131
TBR84-RISZ1-L-S-SSS-1	TBD	129	TDM-DC-48-GE/GE-W-W	16,793	115	TDR52-RISZ1-L-S-SS-1	11,889	131
TBR92-RISZ1-L-B-GGGG-1	TBD	127	TDM-DC-59-GE/GE-B-W	17,418	115	TDR60-PTSZ1-L-B-SS-SS-1	TBD	131
TBR92-RISZ1-L-B-SSSS-1	TBD	127	TDM-DC-59-GE/GE-S-S	18,812	115	TDR60-PTSZ1-L-S-SS-SS-1	TBD	131
TBR92-RISZ1-L-S-GGGG-1	TBD	129	TDM-DC-59-GE/GE-S-W	18,290	115	TDR60-RISZ1-L-B-SS-1	TBD	131
TBR92-RISZ1-L-S-SSSS-1	TBD	129	TDM-DC-59-GE/GE-W-W	17,418	115	TDR60-RISZ1-L-S-SS-1	TBD	131
TBR108-RISZ1-L-B-GGGG-1	TBD	127	TDM-DC-77-GE/GE-B-W	19,612	115	TDR72-RISZ1-L-B-SSS-1	TBD	131
TBR108-RISZ1-L-B-SSSS-1	TBD	127	TDM-DC-77-GE/GE-S-S	21,180	115	TDR72-RISZ1-L-S-SSS-1	TBD	131
TBR108-RISZ1-L-S-GGGG-1	TBD	129	TDM-DC-77-GE/GE-S-W	20,591	115	TDR84-PTSZ1-L-B-SSS-SSS-1	TBD	131
TBR108-RISZ1-L-S-SSSS-1	TBD	129	TDM-DC-77-GE/GE-W-W	19,612	115	TDR84-PTSZ1-L-S-SSS-SSS-1	TBD	131
TCGG-36-LD ◇	20,916	123	TDM-DZ-48-GE/GE-B-W	29,101	113	TDR84-RISZ1-L-B-SSS-1	TBD	131
TCGG-36-S-LD	21,404	123	TDM-DZ-48-GE/GE-S-S	31,429	113	TDR84-RISZ1-L-S-SSS-1	TBD	131
TCGG-48-LD ◇	22,590	123	TDM-DZ-48-GE/GE-S-W	30,555	113	TDR92-RISZ1-L-B-SSSS-1	TBD	131
TCGG-48-S-LD	23,203	123	TDM-DZ-48-GE/GE-W-W	29,101	113	TDR92-RISZ1-L-S-SSSS-1	TBD	131
TCGG-60-LD ◇	25,128	123	TDM-DZ-59-GE/GE-B-W	30,830	113	TDR108-RISZ1-L-B-SSSS-1	TBD	131
TCGG-60-S-LD	25,766	123	TDM-DZ-59-GE/GE-S-S	33,296	113	TDR108-RISZ1-L-S-SSSS-1	TBD	131
TCGG-72-LD ◇	27,372	123	TDM-DZ-59-GE/GE-S-W	32,372	113	TFP-32-12M	7530	55
TCGG-72-S-LD	28,229	123	TDM-DZ-59-GE/GE-W-W	30,830	113	TFP-32-12M~SPEC3	8583	55
TD-24-7-HC Δ	4631	139	TDM-DZ-77-GE/GE-B-W	33,034	113	TFP-32-12M-D-2	8938	55
TD-24-7-S-HC	5497	139	TDM-DZ-77-GE/GE-S-S	35,677	113	TFP-32-12M-D-2~SPEC3	10,190	55
TD-36-12-HC Δ	5102	139	TDM-DZ-77-GE/GE-S-W	34,686	113	TFP-48-18M	10,809	55
TD-36-12-S-HC	5963	139	TDM-DZ-77-GE/GE-W-W	33,034	113	TFP-48-18M~SPEC3	12,324	55
TD-50-18-HC Δ	5641	139	TDM-R-36-GE/GE-B-W	23,749	111	TFP-48-18M-D-2	12,718	55
TD-50-18-S-HC	6751	139	TDM-R-36-GE/GE-S-S	25,649	111	TFP-48-18M-D-4	14,628	55
TD-65-24-HC Δ	6283	139	TDM-R-36-GE/GE-S-W	24,937	111	TFP-48-18M-D-4~SPEC3	16,676	55
TD-65-24-S-HC	7335	139	TDM-R-36-GE/GE-W-W	23,749	111	TFP-48-18M-FGLID	14,597	55
TD-80-30-HC Δ	7915	139	TDM-R-48-GE/GE-B-W	26,426	111	TFP-48-18M-FGLID~SPEC3	16,640	55
TD-80-30-S-HC	9063	139	TDM-R-48-GE/GE-S-S	28,540	111	TFP-64-24M	12,135	55
TD-95-38-HC Δ	8376	139	TDM-R-48-GE/GE-S-W	27,748	111	TFP-64-24M~SPEC3	13,835	55
TD-95-38-S-HC	9610	139	TDM-R-48-GE/GE-W-W	26,426	111	TFP-64-24M-D-2	13,995	55
TDD-1-HC Δ	4562	137	TDM-R-59-GE/GE-B-W	28,348	111	TFP-64-24M-D-4	15,847	55
TDD-1-S-HC	5801	137	TDM-R-59-GE/GE-S-S	30,617	111	TFP-64-24M-D-4~SPEC3	18,067	55
TDD-2-HC Δ	7620	137	TDM-R-59-GE/GE-S-W	29,765	111	TFP-64-24M-FGLID	16,093	55
TDD-2-S-HC	9011	137	TDM-R-59-GE/GE-W-W	28,348	111	TFP-64-24M-FGLID~SPEC3	18,347	55
TDD-2CT-HC	8714	137	TDM-R-77-GE/GE-B-W	31,360	111	TFP-72-30M	14,154	55
TDD-2CT-S-HC	9794	137	TDM-R-77-GE/GE-S-S	33,867	111	TFP-72-30M~SPEC3	16,136	55
TDD-3-HC Δ	8396	137	TDM-R-77-GE/GE-S-W	32,927	111	TFP-72-30M-D-2	15,812	55
TDD-3-S-HC	10,566	137	TDM-R-77-GE/GE-W-W	31,360	111	TFP-72-30M-D-4	17,468	55
TDD-3CT-HC	9558	137	TDR32-RISZ1-L-B-S-1	TBD	131	TFP-72-30M-D-6	19,146	55
TDD-3CT-S-HC	11,040	137	TDR32-RISZ1-L-S-S-1	TBD	131	TFP-72-30M-D-6~SPEC3	21,827	55
TDD-4-HC Δ	9088	137	TDR36-PTSZ1-L-B-S-S-1	TBD	131	TFP-72-30M-FGLID	18,286	55
TDD-4-S-HC	11,029	137	TDR36-PTSZ1-L-S-S-S-1	TBD	131	TFP-72-30M-FGLID~SPEC3	20,845	55
TDD-4CT-HC	10,485	137	TDR36-RISZ1-L-B-S-1	TBD	131	TGM-DC-36-SC/SC-B-W	9537	121
TDD-4CT-S-HC	11,537	137	TDR36-RISZ1-L-S-S-1	TBD	131	TGM-DC-36-SC/SC-S-S	10,301	121
TDM-DC-36-GE/GE-B-W	14,909	115	TDR48-RISZ1-L-B-SG-1 Δ	10,504	131	TGM-DC-36-SC/SC-S-W	10,015	121
TDM-DC-36-GE/GE-S-S	16,102	115	TDR48-RISZ1-L-B-SS-1	10,026	131	TGM-DC-36-SC/SC-W-W	9537	121
TDM-DC-36-GE/GE-S-W	15,655	115	TDR48-RISZ1-L-S-SG-1	11,908	131	TGM-DC-36-SM/SM-B-W	9537	121

Δ = Stocked in Black Exterior / ◇ = Stocked in White Exterior / § = Stocked in Stainless Steel Exterior / Ł = Stocked in LH (Left Hinge)

Commonly Stocked Models in Blue/Bold

Model	List Price	Page
TGM-DC-36-SM/SM-S-S	10,301	121
TGM-DC-36-SM/SM-S-W	10,015	121
TGM-DC-36-SM/SM-W-W	9537	121
TGM-DC-48-SC/SC-B-W	10,882	121
TGM-DC-48-SC/SC-S-S	11,752	121
TGM-DC-48-SC/SC-S-W	11,426	121
TGM-DC-48-SC/SC-W-W	10,882	121
TGM-DC-48-SM/SM-B-W	10,882	121
TGM-DC-48-SM/SM-S-S	11,752	121
TGM-DC-48-SM/SM-S-W	11,426	121
TGM-DC-48-SM/SM-W-W	10,882	121
TGM-DC-59-SC/SC-B-W	11,362	121
TGM-DC-59-SC/SC-S-S	12,271	121
TGM-DC-59-SC/SC-S-W	11,930	121
TGM-DC-59-SC/SC-W-W	11,362	121
TGM-DC-59-SM/SM-B-W	11,362	121
TGM-DC-59-SM/SM-S-S	12,271	121
TGM-DC-59-SM/SM-S-W	11,930	121
TGM-DC-59-SM/SM-W-W	11,362	121
TGM-DC-77-SC/SC-B-W	13,358	121
TGM-DC-77-SC/SC-S-S	14,428	121
TGM-DC-77-SC/SC-S-W	14,026	121
TGM-DC-77-SC/SC-W-W	13,358	121
TGM-DC-77-SM/SM-B-W	13,358	121
TGM-DC-77-SM/SM-S-S	14,428	121
TGM-DC-77-SM/SM-S-W	14,026	121
TGM-DC-77-SM/SM-W-W	13,358	121
TGM-DZ-48-SC/SC-B-W	21,870	119
TGM-DZ-48-SC/SC-S-S	23,619	119
TGM-DZ-48-SC/SC-S-W	22,964	119
TGM-DZ-48-SC/SC-W-W	21,870	119
TGM-DZ-48-SM/SM-B-W	21,870	119
TGM-DZ-48-SM/SM-S-S	23,619	119
TGM-DZ-48-SM/SM-S-W	22,964	119
TGM-DZ-48-SM/SM-W-W	21,870	119
TGM-DZ-59-SC/SC-B-W	23,139	119
TGM-DZ-59-SC/SC-S-S	24,991	119
TGM-DZ-59-SC/SC-S-W	24,296	119
TGM-DZ-59-SC/SC-W-W	23,139	119
TGM-DZ-59-SM/SM-B-W	23,139	119
TGM-DZ-59-SM/SM-S-S	24,991	119
TGM-DZ-59-SM/SM-S-W	24,296	119
TGM-DZ-59-SM/SM-W-W	23,139	119
TGM-DZ-77-SC/SC-B-W	24,474	119
TGM-DZ-77-SC/SC-S-S	26,431	119
TGM-DZ-77-SC/SC-S-W	25,698	119
TGM-DZ-77-SC/SC-W-W	24,474	119
TGM-DZ-77-SM/SM-B-W	24,474	119
TGM-DZ-77-SM/SM-S-S	26,431	119
TGM-DZ-77-SM/SM-S-W	25,698	119

Δ = Stocked in Black Exterior / ◇ = Stocked in White Exterior / § = Stocked in Stainless Steel Exterior / Ł = Stocked in LH (Left Hinge)

Model	List Price	Page
TGM-DZ-77-SM/SM-W-W	24,474	119
TGM-R-36-SC/SC-B-W	17,027	117
TGM-R-36-SC/SC-S-S	18,390	117
TGM-R-36-SC/SC-S-W	17,878	117
TGM-R-36-SC/SC-W-W	17,027	117
TGM-R-36-SM/SM-B-W	17,027	117
TGM-R-36-SM/SM-S-S	18,390	117
TGM-R-36-SM/SM-S-W	17,878	117
TGM-R-36-SM/SM-W-W	17,027	117
TGM-R-48-SC/SC-B-W	19,109	117
TGM-R-48-SC/SC-S-S	20,637	117
TGM-R-48-SC/SC-S-W	20,064	117
TGM-R-48-SC/SC-W-W	19,109	117
TGM-R-48-SM/SM-B-W	19,109	117
TGM-R-48-SM/SM-S-S	20,637	117
TGM-R-48-SM/SM-S-W	20,064	117
TGM-R-48-SM/SM-W-W	19,109	117
TGM-R-59-SC/SC-B-W	20,781	117
TGM-R-59-SC/SC-S-S	22,444	117
TGM-R-59-SC/SC-S-W	21,821	117
TGM-R-59-SC/SC-W-W	20,781	117
TGM-R-59-SM/SM-B-W	20,781	117
TGM-R-59-SM/SM-S-S	22,444	117
TGM-R-59-SM/SM-S-W	21,821	117
TGM-R-59-SM/SM-W-W	20,781	117
TGM-R-77-SC/SC-B-W	23,565	117
TGM-R-77-SC/SC-S-S	25,450	117
TGM-R-77-SC/SC-S-W	24,743	117
TGM-R-77-SC/SC-W-W	23,565	117
TGM-R-77-SM/SM-B-W	23,565	117
TGM-R-77-SM/SM-S-S	25,450	117
TGM-R-77-SM/SM-S-W	24,743	117
TGM-R-77-SM/SM-W-W	23,565	117
TH-23	9963	25
TH-23G~FGD01	11,085	25
THAC-36-LD Δ ◇	14,259	107
THAC-36-S-LD	16,686	107
THAC-36DG-LD	21,680	107
THAC-48-LD Δ ◇	15,544	107
THAC-48-S-LD	18,189	107
THAC-60-LD Δ ◇	17,606	107
THAC-60-S-LD	20,602	107
TMC-34-DS-HC ◇	7445	83
TMC-34-DS-SS-HC	7668	83
TMC-34-HC ◇	6110	83
TMC-34-S-DS-HC	7966	83
TMC-34-S-DS-SS-HC	8188	83
TMC-34-S-HC	6537	83
TMC-34-S-SS-HC	6720	83
TMC-34-SS-HC	6294	83

Model	List Price	Page
TMC-49-DS-HC	8346	83
TMC-49-DS-SS-HC	8597	83
TMC-49-HC	6848	83
TMC-49-S-DS-HC ◇	8930	83
TMC-49-S-DS-SS-HC	9182	83
TMC-49-S-HC ◇	7327	83
TMC-49-S-SS-HC	7532	83
TMC-49-SS-HC	7054	83
TMC-58-DS-HC ◇	9037	83
TMC-58-DS-SS-HC	9308	83
TMC-58-HC ◇	7652	83
TMC-58-S-DS-HC	9669	83
TMC-58-S-DS-SS-HC	9941	83
TMC-58-S-HC	8186	83
TMC-58-S-SS-HC	8417	83
TMC-58-SS-HC	7882	83
TOAM-30-HC~NSL01	17,799	105
TOAM-30-HC~TSL01 Δ ◇	17,799	105
TOAM-30GS-HC~NSL01	18,248	105
TOAM-30GS-HC~TSL01 Δ ◇	18,248	105
TOAM-48-HC~NSL01	TBD	105
TOAM-48-HC~TSL01 Δ ◇ §	TBD	105
TOAM-48GS-HC~NSL01	TBD	105
TOAM-48GS-HC~TSL01 Δ ◇	TBD	105
TOAM-72-HC~NSL01	TBD	105
TOAM-72-HC~TSL01	TBD	105
TOAM-72GS-HC~NSL01	TBD	105
TOAM-72GS-HC~TSL01	TBD	105
TPP-AT-44-HC	10,384	57
TPP-AT-44-HC~SPEC3	11,838	57
TPP-AT-44D-2-HC	13,385	57
TPP-AT-44D-2-HC~SPEC3	15,259	57
TPP-AT-60-HC	13,265	57
TPP-AT-60-HC~SPEC3	15,122	57
TPP-AT-60D-2-HC	16,263	57
TPP-AT-60D-2-HC~SPEC3	18,540	57
TPP-AT-67-HC	14,788	57
TPP-AT-67-HC~SPEC3	16,859	57
TPP-AT-67D-2-HC	17,782	57
TPP-AT-67D-4-HC	20,780	57
TPP-AT-67D-4-HC~SPEC3	23,690	57
TPP-AT-93-HC	20,030	57
TPP-AT-93-HC~SPEC3	22,835	57
TPP-AT-93D-2-HC	23,028	57
TPP-AT-93D-4-HC	26,019	57
TPP-AT-93D-6-HC	29,018	57
TPP-AT-93D-6-HC~SPEC3	33,080	57
TPP-AT-119-HC	27,319	57
TPP-AT-119-HC~SPEC3	31,145	57
TPP-AT-119D-2-HC	30,316	57

Model	List Price	Page
TPP-AT-119D-4-HC	33,309	57
TPP-AT-119D-6-HC	36,306	57
TPP-AT-119D-8-HC	39,301	57
TPP-AT-119D-8-HC~SPEC3	44,804	57
TRCB-36 (std & flat top)	12,812	79
TRCB-48 (std & flat top)	14,399	79
TRCB-52	14,399	79
TRCB-52-60 (std & flat top)	14,849	79
TRCB-72 (std & flat top)	17,452	79
TRCB-79	18,780	79
TRCB-79-86	19,003	79
TRCB-82	18,780	79
TRCB-82-84	18,892	79
TRCB-82-86	19,003	79
TRCB-96	21,883	79
TRCB-110	24,982	79
TS-23-1-G-1-HC~FGD01 Ł	9760	27
TS-23-2-HC	9490	27
TS-23-HC Ł	8546	27
TS-23F-2-HC	11,284	27
TS-23F-HC Ł	10,683	27
TS-23FG-HC~FGD01	14,471	27
TS-23G-2-HC~FGD01 Ł	10,300	27
TS-23G-HC~FGD01 Ł	9770	27
TS-35-HC	10,289	27
TS-35F-HC	13,583	27
TS-43-HC	10,497	27
TS-43F-HC	14,196	27
TS-49-2-G-2-HC~FGD01	13,410	27
TS-49-4-HC	12,837	27
TS-49-HC	11,379	27
TS-49F-4-HC	15,888	27
TS-49F-HC	14,981	27
TS-49FG-HC~FGD01	20,464	27
TS-49G-4-HC~FGD01	14,359	27
TS-49G-HC~FGD01	13,431	27
TS-72-HC	15,351	27
TS-72F-HC	19,698	27
TS-72FG-HC~FGD01	31,911	27
TS-72G-HC~FGD01	18,446	27
TS-72G-HC~LD	6794	23 & 95
TS-72F-HC	9896	23
TS-72FG-HC~LD	11,591	23
TS-72G-HC~LD	10,934	23
TS-72G-HC~LD	12,912	23
TS-72F-HC	14,762	23
TS-72FG-HC~LD	17,731	23
TSSU-27-08-ADA-HC Ł	5602	53
TSSU-27-08-ADA-HC~SPEC3	6386	53
TSSU-27-08-HC Ł	5602	47

Δ = Stocked in Black Exterior / ◇ = Stocked in White Exterior / § = Stocked in Stainless Steel Exterior / Ł = Stocked in LH (Left Hinge)

Commonly Stocked Models in Blue/Bold

Model	List Price	Page
TSSU-27-08-HC~SPEC3	6386	51
TSSU-27-08D-2-ADA-HC	8005	53
TSSU-27-08D-2-ADA-HC~SPEC3	9125	53
TSSU-27-08D-2-HC	8005	47
TSSU-27-08D-2-HC~SPEC3	9125	51
TSSU-27-12M-B-ADA-HC Ł	6697	53
TSSU-27-12M-B-ADA-HC~SPEC3	7635	53
TSSU-27-12M-B-HC Ł	6697	49
TSSU-27-12M-B-HC~SPEC3	7635	51
TSSU-27-12M-C-ADA-HC Ł	6697	53
TSSU-27-12M-C-ADA-HC~SPEC3	7635	53
TSSU-27-12M-C-HC Ł	6697	49
TSSU-27-12M-C-HC~SPEC3	7635	51
TSSU-36-08-ADA-HC	7565	53
TSSU-36-08-ADA-HC~SPEC3	8625	53
TSSU-36-08-HC	7565	47
TSSU-36-08-HC~SPEC3	8625	51
TSSU-36-12M-B-ADA-HC	8687	53
TSSU-36-12M-B-ADA-HC~SPEC3	9902	53
TSSU-36-12M-B-HC	8687	49
TSSU-36-12M-B-HC~SPEC3	9902	51
TSSU-48-08-ADA-HC	7817	53
TSSU-48-08-ADA-HC~SPEC3	8911	53
TSSU-48-08-HC	7817	47
TSSU-48-08-HC~SPEC3	8911	51
TSSU-48-10-ADA-HC	8338	53
TSSU-48-10-ADA-HC~SPEC3	9505	53
TSSU-48-10-HC	8338	47
TSSU-48-10-HC~SPEC3	9505	51
TSSU-48-12-ADA-HC	8627	53
TSSU-48-12-ADA-HC~SPEC3	9835	53
TSSU-48-12-HC	8627	47
TSSU-48-12-HC~SPEC3	9835	51
TSSU-48-12D-2-ADA-HC	11,031	53
TSSU-48-12D-2-ADA-HC~SPEC3	12,576	53
TSSU-48-12D-2-HC	11,031	47
TSSU-48-12D-2-HC~SPEC3	12,576	51
TSSU-48-12D-4-ADA-HC	13,433	53
TSSU-48-12D-4-ADA-HC~SPEC3	15,314	53
TSSU-48-12D-4-HC	13,433	47
TSSU-48-12D-4-HC~SPEC3	15,314	51
TSSU-48-12M-B-ADA-HC	9580	53
TSSU-48-12M-B-ADA-HC~SPEC3	10,919	53
TSSU-48-12M-B-HC	9580	49
TSSU-48-12M-B-HC~SPEC3	10,919	51
TSSU-48-15M-B-ADA-HC	9678	53
TSSU-48-15M-B-ADA-HC~SPEC3	11,032	53
TSSU-48-15M-B-HC	9678	49
TSSU-48-15M-B-HC~SPEC3	11,032	51
TSSU-48-18M-B-ADA-HC	9765	53

Model	List Price	Page
TSSU-48-18M-B-ADA-HC~SPEC3	11,133	53
TSSU-48-18M-B-FGLID-HC	13,449	49
TSSU-48-18M-B-FGLID-HC~SPEC3	15,331	51
TSSU-48-18M-B-HC	9765	49
TSSU-48-18M-B-HC~SPEC3	11,133	51
TSSU-60-08-ADA-HC	8976	53
TSSU-60-08-ADA-HC~SPEC3	10,232	53
TSSU-60-08-HC	8976	47
TSSU-60-08-HC~SPEC3	10,232	51
TSSU-60-10-ADA-HC	9047	53
TSSU-60-10-ADA-HC~SPEC3	10,314	53
TSSU-60-10-HC	9047	47
TSSU-60-10-HC~SPEC3	10,314	51
TSSU-60-12-ADA-HC	9116	53
TSSU-60-12-ADA-HC~SPEC3	10,392	53
TSSU-60-12-HC	9116	47
TSSU-60-12-HC~SPEC3	10,392	51
TSSU-60-12M-B-ADA-HC	10,540	53
TSSU-60-12M-B-ADA-HC~SPEC3	12,017	53
TSSU-60-12M-B-HC	10,540	49
TSSU-60-12M-B-HC~SPEC3	12,017	51
TSSU-60-15M-B-ADA-HC	10,633	53
TSSU-60-15M-B-ADA-HC~SPEC3	12,123	53
TSSU-60-15M-B-HC	10,633	49
TSSU-60-15M-B-HC~SPEC3	12,123	51
TSSU-60-16-ADA-HC	9187	53
TSSU-60-16-ADA-HC~SPEC3	10,472	53
TSSU-60-16-DS-ST-ADA-HC	10,865	53
TSSU-60-16-DS-ST-ADA-HC~SPEC3	12,388	53
TSSU-60-16-DS-ST-HC	10,865	47
TSSU-60-16-DS-ST-HC~SPEC3	12,388	53
TSSU-60-16-HC	9187	47
TSSU-60-16-HC~SPEC3	10,472	51
TSSU-60-16D-2-ADA-HC	11,587	53
TSSU-60-16D-2-ADA-HC~SPEC3	13,208	53
TSSU-60-16D-2-HC	11,587	47
TSSU-60-16D-2-HC~SPEC3	13,208	51
TSSU-60-16D-4-ADA-HC	13,997	53
TSSU-60-16D-4-ADA-HC~SPEC3	15,957	53
TSSU-60-16D-4-HC	13,997	47
TSSU-60-16D-4-HC~SPEC3	15,957	51
TSSU-60-18M-B-ADA-HC	10,670	53
TSSU-60-18M-B-ADA-HC~SPEC3	12,164	53
TSSU-60-18M-B-HC	10,670	49
TSSU-60-18M-B-HC~SPEC3	12,164	51
TSSU-60-24M-B-DS-ST-ADA-HC	12,396	53
TSSU-60-24M-B-DS-ST-ADA-HC~SPEC3	14,133	53
TSSU-60-24M-B-DS-ST-HC	12,396	49
TSSU-60-24M-B-DS-ST-HC~SPEC3	14,133	51
TSSU-60-24M-B-ST-ADA-HC	10,835	53

Commonly Stocked Models in Blue/Bold

Model	List Price	Page
TSSU-60-24M-B-ST-ADA-HC~SPEC3	12,353	53
TSSU-60-24M-B-ST-FGLID-HC	14,686	49
TSSU-60-24M-B-ST-FGLID-HC~SPEC3	16,743	51
TSSU-60-24M-B-ST-HC	10,835	49
TSSU-60-24M-B-ST-HC~SPEC3	12,353	51
TSSU-72-08-ADA-HC	10,376	53
TSSU-72-08-ADA-HC~SPEC3	11,829	53
TSSU-72-08-HC	10,376	47
TSSU-72-08-HC~SPEC3	11,829	51
TSSU-72-10-ADA-HC	10,464	53
TSSU-72-10-ADA-HC~SPEC3	11,928	53
TSSU-72-10-HC	10,464	47
TSSU-72-10-HC~SPEC3	11,928	51
TSSU-72-12-ADA-HC	10,552	53
TSSU-72-12-ADA-HC~SPEC3	12,029	53
TSSU-72-12-HC	10,552	47
TSSU-72-12-HC~SPEC3	12,029	51
TSSU-72-12M-B-ADA-HC	12,028	53
TSSU-72-12M-B-ADA-HC~SPEC3	13,713	53
TSSU-72-12M-B-HC	12,028	49
TSSU-72-12M-B-HC~SPEC3	13,713	51
TSSU-72-15M-B-ADA-HC	12,097	53
TSSU-72-15M-B-ADA-HC~SPEC3	13,791	53
TSSU-72-15M-B-HC	12,097	49
TSSU-72-15M-B-HC~SPEC3	13,791	51
TSSU-72-16-ADA-HC	10,638	53
TSSU-72-16-ADA-HC~SPEC3	12,128	53
TSSU-72-16-HC	10,638	47
TSSU-72-16-HC~SPEC3	12,128	51
TSSU-72-18-ADA-HC	10,823	53
TSSU-72-18-ADA-HC~SPEC3	12,339	53
TSSU-72-18-HC	10,823	47
TSSU-72-18-HC~SPEC3	12,339	51
TSSU-72-18M-B-ADA-HC	12,166	53
TSSU-72-18M-B-ADA-HC~SPEC3	13,870	53
TSSU-72-18M-B-HC	12,166	49
TSSU-72-18M-B-HC~SPEC3	13,870	51
TSSU-72-24M-B-ST-ADA-HC	12,372	53
TSSU-72-24M-B-ST-ADA-HC~SPEC3	14,104	53
TSSU-72-24M-B-ST-HC	12,372	49
TSSU-72-24M-B-ST-HC~SPEC3	14,104	51
TSSU-72-30M-B-DS-ST-ADA-HC	14,172	53
TSSU-72-30M-B-DS-ST-ADA-HC~SPEC3	16,156	53
TSSU-72-30M-B-DS-ST-HC	14,172	49
TSSU-72-30M-B-DS-ST-HC~SPEC3	16,156	51
TSSU-72-30M-B-ST-ADA-HC	12,505	53
TSSU-72-30M-B-ST-ADA-HC~SPEC3	14,257	53
TSSU-72-30M-B-ST-FGLID-HC	16,525	49
TSSU-72-30M-B-ST-FGLID-HC~SPEC3	18,839	51
TSSU-72-30M-B-ST-HC	12,505	49

Δ = Stocked in Black Exterior / ◇ = Stocked in White Exterior / § = Stocked in Stainless Steel Exterior / Ł = Stocked in LH (Left Hinge)

Commonly Stocked Models in Blue/Bold

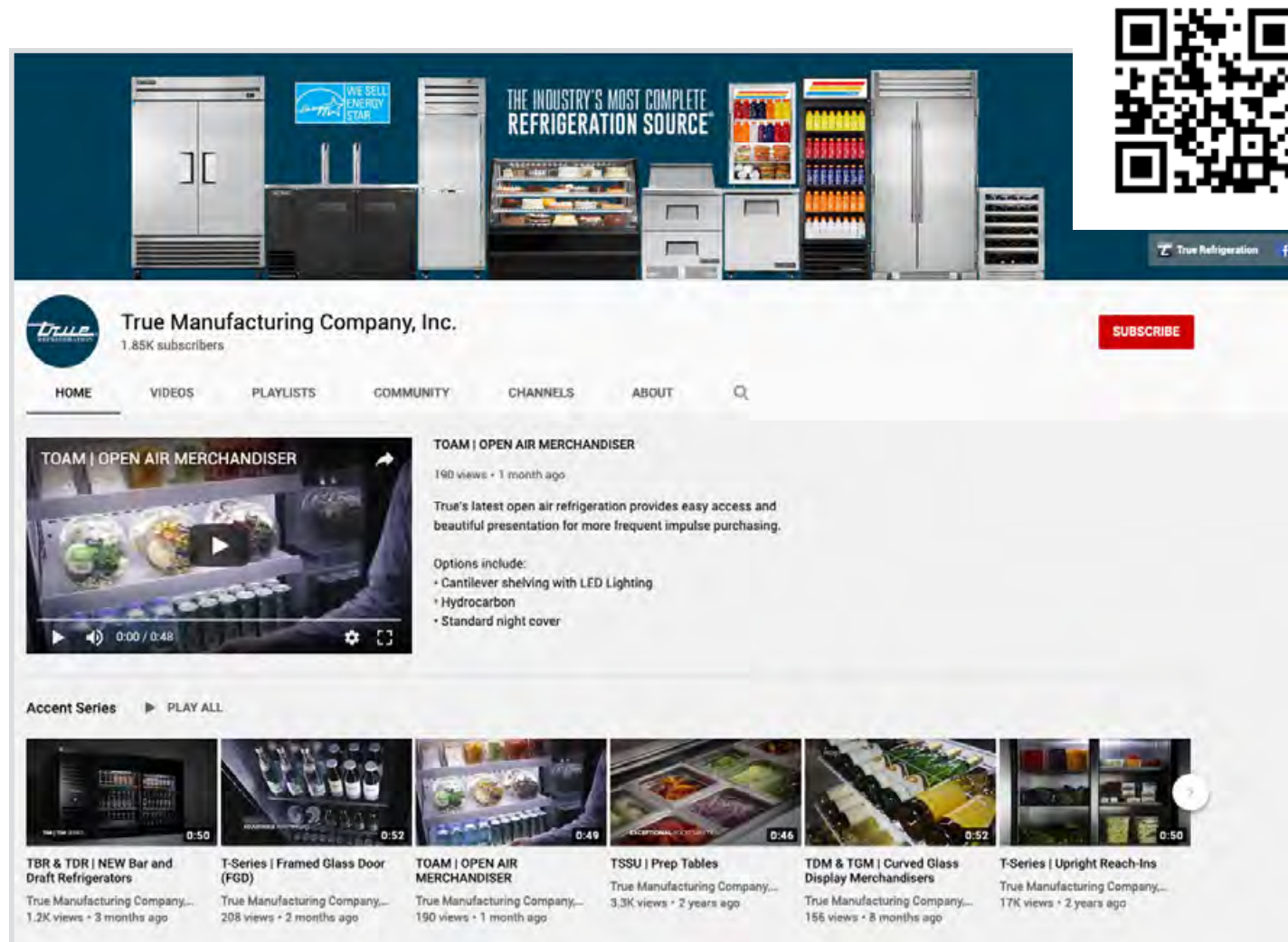
Model	List Price	Page
TUC-48D-2-ADA-HC	9721	67
TUC-48D-2-ADA-HC~SPEC3	11,473	67
TUC-48D-2-HC	9721	61
TUC-48D-2-HC~SPEC3	11,473	65
TUC-48D-2-LP-HC	10,170	67
TUC-48D-2-LP-HC~SPEC3	11,999	67
TUC-48D-4-ADA-HC	12,125	67
TUC-48D-4-ADA-HC~SPEC3	14,309	67
TUC-48D-4-HC	12,125	61
TUC-48D-4-HC~SPEC3	14,309	65
TUC-48D-4-LP-HC	12,573	67
TUC-48D-4-LP-HC~SPEC3	14,835	67
TUC-48F-ADA-HC	8505	67
TUC-48F-ADA-HC~SPEC3	10,035	67
TUC-48F-D-4-HC	13,358	61
TUC-48F-D-4-HC~SPEC3	15,763	65
TUC-48F-HC	8505	61
TUC-48F-HC~SPEC3	10,035	65
TUC-48F-LP-HC	8946	67
TUC-48F-LP-HC~SPEC3	10,554	67
TUC-48G-ADA-HC~FGD01	8827	67
TUC-48G-ADA-HC~SPEC3	10,415	67
TUC-48G-HC~FGD01	8827	61
TUC-48G-HC~SPEC3	10,415	65
TUC-48G-HST-HC~FGD01	TBD	61
TUC-48G-LP-HC~FGD01	9286	67
TUC-48G-LP-HC~SPEC3	10,958	67
TUC-60-32-HC	8239	63
TUC-60-32-HC~SPEC3	9723	65
TUC-60-32D-2-HC	11,100	63
TUC-60-32D-2-HC~SPEC3	13,098	65
TUC-60-32F-HC	13,018	63
TUC-60-32F-HC~SPEC3	15,363	65
TUC-60-ADA-HC	8122	67
TUC-60-ADA-HC~SPEC3	9583	67
TUC-60-HC	8122	61
TUC-60-HC~SPEC3	9583	65
TUC-60-LP-HC	8775	67
TUC-60-LP-HC~SPEC3	10,356	67
TUC-60D-2-ADA-HC	10,520	67
TUC-60D-2-ADA-HC~SPEC3	12,416	67
TUC-60D-2-HC	10,520	61
TUC-60D-2-HC~SPEC3	12,416	65
TUC-60D-2-LP-HC	11,180	67
TUC-60D-2-LP-HC~SPEC3	13,193	67
TUC-60D-4-ADA-HC	12,925	67
TUC-60D-4-ADA-HC~SPEC3	15,252	67
TUC-60D-4-HC	12,925	61
TUC-60D-4-HC~SPEC3	15,252	65
TUC-60D-4-LP-HC	13,584	67

Model	List Price	Page
TUC-60D-4-LP-HC~SPEC3	16,030	67
TUC-60F-ADA-HC	10,554	67
TUC-60F-ADA-HC~SPEC3	12,452	67
TUC-60F-HC	10,554	61
TUC-60F-HC~SPEC3	12,452	65
TUC-60F-LP-HC	11,221	67
TUC-60F-LP-HC~SPEC3	13,242	67
TUC-60G-ADA-HC~FGD01	9631	67
TUC-60G-ADA-HC~SPEC3	11,364	67
TUC-60G-HC~FGD01	9631	61
TUC-60G-HC~SPEC3	11,364	65
TUC-60G-LP-HC~FGD01	10,300	67
TUC-60G-LP-HC~SPEC3	12,155	67
TUC-67-HC	9937	63
TUC-67-HC~SPEC3	11,726	65
TUC-67D-2-HC	12,797	63
TUC-67D-2-HC~SPEC3	15,100	65
TUC-67D-4-HC	15,662	63
TUC-67D-4-HC~SPEC3	18,481	65
TUC-67F-HC	14,034	63
TUC-67F-HC~SPEC3	16,562	65
TUC-72-ADA-HC	9305	67
TUC-72-ADA-HC~SPEC3	10,982	67
TUC-72-HC	9305	61
TUC-72-HC~SPEC3	10,982	65
TUC-93-HC	12,742	63
TUC-93-HC~SPEC3	15,034	65
TUC-93D-2-HC	15,602	63
TUC-93D-2-HC~SPEC3	18,411	65
TUC-93D-4-HC	18,465	63
TUC-93D-4-HC~SPEC3	21,787	65
TUC-93D-6-HC	21,329	63
TUC-93D-6-HC~SPEC3	25,166	65
TVM-30-HC~VM01	9898	101
TVM-36SL-HC~VM01 Δ	9487	101
TVM-48-HC~VM01	10,690	101
TVM-48SL-HC~VM01 Δ	10,550	101
TVM-48SL-48-HC~VM01	7319	101
TVM-48SL-54-HC~VM01	8593	101
TWT-27-ADA-HC Ł	5015	75
TWT-27-ADA-HC~SPEC3	5917	75
TWT-27-HC Ł	5015	71
TWT-27-HC~SPEC3	5917	73
TWT-27D-2-ADA-HC	7418	75
TWT-27D-2-ADA-HC~SPEC3	8752	75
TWT-27D-2-HC	7418	71
TWT-27D-2-HC~SPEC3	8752	73
TWT-27F-HC Ł	5887	71
TWT-27F-HC~SPEC3	6947	73
TWT-36-ADA-HC	6899	75

Δ = Stocked in Black Exterior / ◇ = Stocked in White Exterior / § = Stocked in Stainless Steel Exterior / Ł = Stocked in LH (Left Hinge)

CHECK OUT OUR YOUTUBE CHANNEL FOR ALL THE LATEST VIDEOS THAT TRUE HAS TO OFFER.

www.youtube.com/user/Truemanufacturing



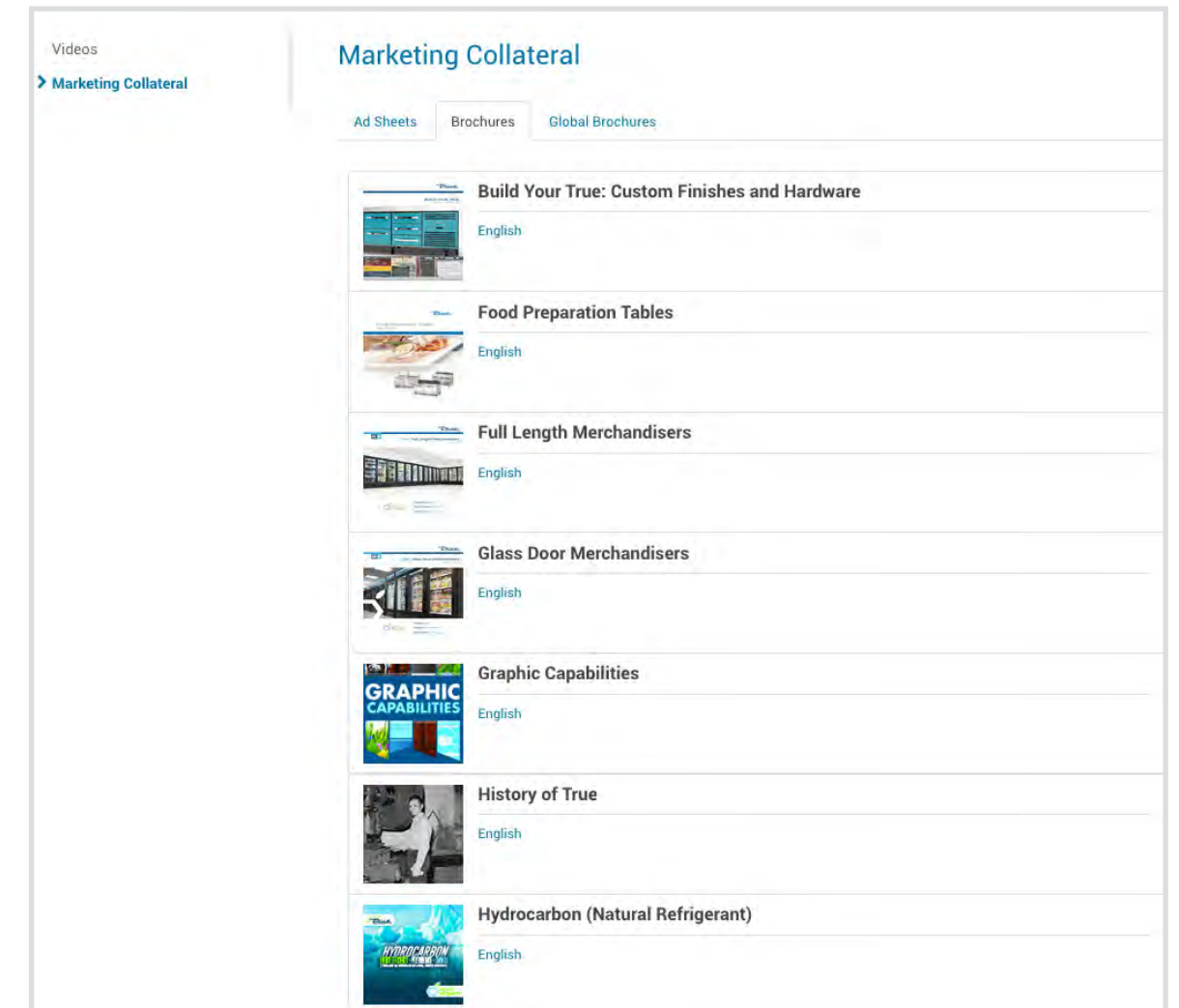
VIDEOS AVAILABLE

**PRODUCT
MARKETING
CORPORATE
PREVENTATIVE MAINTENANCE AND INSTALLATION
TECHNICAL SERVICE**

Product, Preventative Maintenance, Installation and Technical Service Videos available in multiple languages including: **SPANISH, GERMAN AND FRENCH**

CHECK OUT OUR MARKETING COLLATERAL FOR ALL THE LATEST AD SHEETS, BROCHURES, AND GLOBAL BROCHURES THAT TRUE HAS TO OFFER.

www.truemfg.com/Media-Center/Marketing-Collateral



Some Ad Sheets, Brochures, and Global Brochures available in multiple languages including: **SPANISH, GERMAN AND FRENCH**

VISIT OUR WEBSITE FOR MORE INFORMATION WWW.TRUEMFG.COM





True Manufacturing continues
to be the nation's leading producer,
dominating the market in commercial
refrigeration for over 70 years.

Dedicated to our customers and
global partnerships, we thrive to
exceed all expectations.



True Manufacturing Co., Inc.
USA Foodservice Division

2001 East Terra Lane | O'Fallon, MO 63366-4434

t 636.240.2400 | toll free 800.325.6152

f 636.272.2408 | parts fax 636.272-9471

website truemfg.com



EQUIPMENT

Solid/Glass Door Reach-In Refrigerators
Solid/Glass Door Pass-Thru Refrigerators
Solid/Glass Door Reach-In Freezers
Solid Door Pass-Thru Freezers
Slide Door Reach-In Refrigerators
Dual Temperature Solid Door Reach-In's
Heated Cabinets
All Stainless Steel Solid/Glass Door Refrigerators
All Stainless Steel Solid/Glass Door Freezers
Top Mount Refrigerators/Freezers
Roll-In Refrigerators/Freezers
Roll-Thru Refrigerators
Roll-In/Roll-Thru Heated Cabinets
Sandwich/Salad Units
Food Prep Tables
Pizza Prep Tables
Undercounter Refrigerators/Freezers
Worktop Refrigerators/Freezers
Chef Bases
Milk Coolers
Glass Door Refrigerators/Freezers
Glass Door Radius Front Refrigerators
Ice Merchandisers
Convenience Store Merchandisers
Counter-Top Merchandisers
Floral Case Merchandisers
Wine Merchandisers
All White Slide Door GDM Refrigerators
Health Safety Timer GDM Refrigerators/Freezers
Glass Door Visual Merchandisers
Full Length Merchandisers
Open Air Merchandisers
Vertical Air Curtains
Horizontal Air Curtains
Display Merchandisers
Display Cases
Bar Refrigerators/Draft Refrigerators
Direct Draw Beer Dispensers
Club Tops
Back Bar Coolers
Combination Direct Draw/Back Bar
Horizontal Bottle Coolers
Glass & Plate Chillers/Frosters